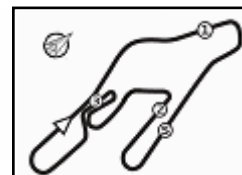




# 6th ROUND



## USA + ASIA - Chronological Analysis Race 2

Autodromo Vallelunga 4.085 m

Start at 12:57'29.181

1 / 7

101 Wayne Taylor Racing (1'33.096)						
Lap	Seg.1	Seg.2	Seg.3	Seg.4	Lap Time	Local Time
Jonathan Cecotto						
1			20.324		1'37.227	12:59'06.408
2	12.653	32.195	28.623	20.442	1'33.913	13:00'40.321
3	12.554	32.077	28.546	20.330	1'33.507	13:02'13.828
4	12.543	32.053	28.474	20.352	1'33.422	13:03'47.250
5	23.493	53.295	44.150	30.053	2'30.991	13:06'18.241
6	17.189	54.156	37.964	26.432	2'15.741	13:08'33.982
7	17.728	45.535	57.347	26.515	2'27.125	13:11'01.107
8	12.872	32.116	28.641	20.376	1'34.005	13:12'35.112
9	12.439	<b>32.032</b>	28.614	20.376	1'33.461	13:14'08.573
10	12.491	32.070	28.614	20.416	1'33.591	<b>246,6</b> 13:15'42.164
11	12.418	32.067	28.469	20.392	1'33.346	245,5 13:17'15.510
Trent Hindman						
12	12.488	32.115	28.553	1'44.601	2'57.757P	246,0 13:20'13.267
13	15.222	32.175	28.528	20.295	1'36.220P	244,9 13:21'49.487
14	12.315	32.064	<b>28.386</b>	20.331	<b>1'33.096</b>	245,5 13:23'22.583
15	12.392	32.590	28.725	20.498	1'34.205	245,5 13:24'56.788
16	12.443	32.511	28.882	20.380	1'34.216	245,5 13:26'31.004
17	12.497	32.376	28.813	20.457	1'34.143	246,0 13:28'05.147
18	12.673	32.299	28.684	20.484	1'34.140	<b>246,6</b> 13:29'39.287
19	12.486	32.522	28.849	20.385	1'34.242	243,8 13:31'13.529
20	12.376	32.424	28.651	20.346	1'33.797	245,5 13:32'47.326
21	12.376	32.235	28.772	20.356	1'33.739	<b>246,6</b> 13:34'21.065
22	12.341	32.487	29.060	20.391	1'34.279	246,0 13:35'55.344
23	12.400	32.601	29.036	20.408	1'34.445	<b>246,6</b> 13:37'29.789
24	12.336	32.357	28.936	20.316	1'33.945	245,5 13:39'03.734
25	12.322	32.336	28.834	20.394	1'33.886	245,5 13:40'37.620
26	12.908	33.501	28.567	20.239	1'35.215	243,2 13:42'12.835
27	12.312	32.175	28.465	20.356	1'33.308	246,0 13:43'46.143
28	12.395	32.357	28.761	20.400	1'33.913	245,5 13:45'20.056
29	12.293	32.208	28.726	20.421	1'33.648	<b>246,6</b> 13:46'53.704
30	<b>12.244</b>	32.155	28.676	20.522	1'33.597	246,0 13:48'27.301
Race Time 50'58.120						

102 XR Consulting LLC (1'34.203)						
Lap	Seg.1	Seg.2	Seg.3	Seg.4	Lap Time	Local Time
Ryan Hardwick						
1			20.383		1'40.037	12:59'09.218
2	12.666	32.440	28.957	20.261	1'34.324	244,9 13:00'43.542
3	12.696	32.452	28.789	20.413	1'34.350	245,5 13:02'17.892
4	12.773	32.467	28.885	20.652	1'34.777	245,5 13:03'52.669
5	20.291	53.986	44.120	30.229	2'28.626	122,7 13:06'21.295
6	16.771	54.864	37.667	26.721	2'16.023	115,0 13:08'37.318
7	18.718	44.679	55.880	25.759	2'25.036	146,5 13:11'02.354
8	12.957	32.909	29.204	20.389	1'35.459	243,8 13:12'37.813
9	12.652	<b>32.272</b>	28.982	20.297	<b>1'34.203</b>	245,5 13:14'12.016
10	12.725	32.289	28.897	20.410	1'34.321	244,9 13:15'46.337
11	12.771	32.486	28.898	20.524	1'34.679	244,9 13:17'21.016
12	12.669	32.477	28.904	20.657	1'34.707	244,9 13:18'55.723
13	12.791	32.496	28.872	20.527	1'34.686	245,5 13:20'30.409
14	12.768	32.717	28.844	20.516	1'34.845	244,3 13:22'05.254
15	12.885	32.760	28.977	1'46.021	3'00.643P	244,9 13:25'05.897
16	18.276	32.934	<b>28.655</b>	20.300	1'40.165P	244,9 13:26'46.062
17	12.706	32.546	28.830	20.449	1'34.531	245,5 13:28'20.593
18	13.034	32.691	28.701	20.641	1'35.067	245,5 13:29'55.660
19	12.863	34.215	30.048	45.570	2'02.696P	239,5 13:31'58.356
20	15.715	32.873	28.854	20.370	1'37.812P	243,2 13:33'36.168
21	12.694	32.789	28.806	20.434	1'34.723	244,9 13:35'10.891
22	<b>12.589</b>	32.501	28.862	20.444	1'34.396	245,5 13:36'45.287
23	12.915	33.405	29.079	20.374	1'35.773	244,3 13:38'21.060
24	12.736	32.818	29.449	20.928	1'35.931	<b>246,0</b> 13:39'56.991
25	12.737	32.938	29.467	20.750	1'35.892	245,5 13:41'32.883
26	12.738	33.395	29.822	20.800	1'36.755	244,3 13:43'09.638

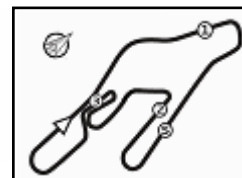
27	14.115	33.735	29.557	20.746	1'38.153	243,8	13:44'47.791
28	12.983	32.960	29.159	20.654	1'35.756	244,9	13:46'23.547
29	12.829	33.443	29.769	20.741	1'36.782	244,9	13:48'00.329
30	13.181	33.249	30.308	21.146	1'37.884	244,3	13:49'38.213
Race Time 52'09.032							
109 US Race Tronics (1'34.055)							
Lap	Seg.1	Seg.2	Seg.3	Seg.4	Lap Time	km/h	Local Time
Damon Ockey							
1					20.530	1'40.994	12:59'10.175
2	12.625	<b>32.084</b>	29.431	20.420	1'34.560	244,3	13:00'44.735
3	12.586	32.218	28.889	20.552	1'34.245	244,3	13:02'18.980
4	12.759	32.272	<b>28.693</b>	20.567	1'34.291	243,8	13:03'53.271
5	20.714	53.967	43.844	30.449	2'28.974	111,8	13:06'22.245
6	16.824	55.091	37.791	27.054	2'16.760	111,7	13:08'39.005
7	19.099	43.997	55.153	25.312	2'23.561	120,7	13:11'02.566
8	12.916	33.294	29.126	21.231	1'36.567	240,5	13:12'39.133
9	12.661	32.693	29.142	20.641	1'35.137	<b>244,9</b>	13:14'14.270
10	12.735	32.374	29.187	20.601	1'34.897	243,8	13:15'49.167
11	12.609	32.551	28.840	20.604	1'34.604	244,3	13:17'23.771
12	12.641	32.231	28.900	20.794	1'34.566	244,3	13:18'58.337
13	12.885	32.534	29.161	20.792	1'35.372	243,8	13:20'33.709
14	12.846	32.931	29.489	1'46.176	3'01.442P	243,2	13:23'35.151
15	15.939	32.327	28.897	20.435	1'37.598P	242,7	13:25'12.749
16	12.836	32.698	28.870	20.557	1'34.961	242,7	13:26'47.710
17	<b>12.529</b>	32.271	28.769	20.486	<b>1'34.055</b>	<b>244,9</b>	13:28'21.765
18	12.752	33.714	28.981	20.681	1'36.128	243,2	13:29'57.893
19	12.670	32.816	29.859	20.851	1'36.196	243,2	13:31'34.089
20	12.894	33.024	29.079	20.858	1'35.855	241,6	13:33'09.944
21	12.801	32.386	29.030	20.715	1'34.932	244,3	13:34'44.876
22	12.847	32.729	30.425	21.175	1'37.176	244,3	13:36'22.052
23	12.971	32.484	29.609	20.837	1'35.901	243,8	13:37'57.953
24	12.821	32.701	29.527	21.389	1'36.438	243,2	13:39'34.391
25	13.262	32.754	29.553	20.702	1'36.271	243,2	13:41'10.662
26	12.804	32.305	29.120	20.720	1'34.949	243,8	13:42'45.611
27	12.827	32.651	30.655	20.898	1'37.031	243,8	13:44'22.642
28	12.931	32.736	29.107	20.858	1'35.632	243,8	13:45'58.274
29	12.761	32.796	30.597	20.733	1'36.887	243,2	13:47'35.161
30	12.876	32.593	29.413	20.747	1'35.629	244,3	13:49'10.790
Race Time 51'41.609 + 0.393Pen							
110 Wayne Taylor Racing (1'40.321)							
Lap	Seg.1	Seg.2	Seg.3	Seg.4	Lap Time	km/h	Local Time
Randal Sellari							
1					21.454	1'47.649	12:59'16.830
2	<b>13.291</b>	<b>34.215</b>	31.208	21.607	<b>1'40.321</b>	<b>241,1</b>	13:00'57.151
3	13.501	34.742	31.061	21.744	1'41.048	240,0	13:02'38.199
4	13.528	36.462	32.847	25.903	1'48.740	238,9	13:04'26.939
5	15.131	41.189	43.630	31.606	2'11.556	235,8	13:06'38.495
6	27.697	46.080	32.999	23.270	2'10.046	156,7	13:08'48.541
7	15.793	41.780	54.166	25.003	2'16.742	136,0	13:11'05.283
8	13.638	35.263	31.656	21.573	1'42.130	237,9	13:12'47.413
9	13.345	36.891	32.049	21.907	1'44.192	230,8	13:14'31.605
10	14.360	35.825	31.707	22.211	1'44.103	238,9	13:16'15.708
11	13.520	35.468	31.193	21.892	1'42.073	238,4	13:17'57.781
12	13.710	34.676	31.713	21.940	1'42.039	240,5	13:19'39.820
13	13.365	34.846	32.021	22.038	1'42.270	240,0	13:21'22.090
14	13.534	35.130	31.873	1'51.897	3'12.434P	239,5	13:24'34.524
15	17.598	36.050	32.098	21.941	1'47.687P	238,9	13:26'22.211
16	13.559	34.899	31.859	22.018	1'42.335	<b>241,1</b>	13:28'04.546
17	14.633	34.738	31.802	21.905	1'43.078	240,5	13:29'47.624
18	13.560	35.270	31.727	22.204	1'42.761	240,0	13:31'30.385
19	14.332	35.837	32.461	21.862	1'44.492	239,5	13:33'14.877
20	13.718	35.243	32.135	22.302	1'43.398	233,3	13:34'58.275
21	13.409	36.295	33.064	22.445	1'45.213	238,4	13:36'43.488
22	13.891	35.851	31.762	22.095	1'43.599	226,9	13:38'27.087

16/11/2018

P = Pits In/Out - C = Lap-Time Cancelled

Powered by FICR PERUGIA TIMING





## USA + ASIA - Chronological Analysis Race 2

Autodromo Vallelunga 4.085 m

Start at 12:57'29.181

2 / 7

23	13.384	35.293	30.911	21.637	1'41.225	238,9	13:40'08.312
24	13.580	34.700	31.865	21.766	1'41.911	<b>241,1</b>	13:41'50.223
25	13.511	35.166	<b>30.896</b>	21.972	1'41.545	238,4	13:43'31.768
26	13.373	34.264	31.363	21.727	1'40.727	240,0	13:45'12.495
27	13.380	34.667	31.331	22.478	1'41.856	<b>241,1</b>	13:46'54.351
28	13.404	34.473	31.183	21.531	1'40.591	240,0	13:48'34.942

21	13.148	33.186	29.017	20.736	1'36.087	<b>242,2</b>	13:35'27.104
22	13.140	33.018	29.000	20.723	1'35.881	<b>242,2</b>	13:37'02.985
23	13.116	33.021	29.092	21.067	1'36.296	<b>242,2</b>	13:38'39.281
24	13.169	33.090	29.091	20.684	1'36.034	<b>242,2</b>	13:40'15.315
25	13.066	33.152	<b>28.882</b>	21.120	1'36.220	<b>242,2</b>	13:41'51.535
26	13.138	33.521	29.145	20.877	1'36.681	240,5	13:43'28.216
27	13.017	33.102	29.436	21.244	1'36.799	<b>242,2</b>	13:45'05.015
28	13.098	33.221	30.030	21.071	1'37.420	241,6	13:46'42.435
29	14.289	33.867	29.446	21.307	1'38.909	240,5	13:48'21.344
30	13.361	33.898	29.727	21.469	1'38.455	241,6	13:49'59.799

### 117 US Race Tronics (1'34.776)

Lap	Seg.1	Seg.2	Seg.3	Seg.4	Lap Time	km/h	Local Time
Brian Thienes							
1				21.042	1'42.292		12:59'11.473
2	12.889	32.728	34.495	20.820	1'40.932	242,7	13:00'52.405
3	12.882	<b>32.398</b>	28.823	20.673	<b>1'34.776</b>	243,2	13:02'27.181
4	12.836	32.993	28.733	44.056	1'58.618P	242,2	13:04'25.799
5	16.850	41.347	43.571	31.350	2'13.118P	236,3	13:06'38.917
6	27.776	46.711	32.385	23.074	2'09.946	140,1	13:08'48.863
7	16.258	41.841	53.769	24.806	2'16.674	139,5	13:11'05.537
8	13.488	33.036	<b>28.712</b>	21.028	1'36.264	241,6	13:12'41.801
9	12.805	32.626	29.622	21.238	1'36.291	243,2	13:14'18.092
10	12.856	32.965	29.982	20.923	1'36.726	242,7	13:15'54.818
11	12.902	32.638	28.867	20.958	1'35.365	<b>243,8</b>	13:17'30.183
12	12.841	32.994	31.381	1'51.014	3'08.230P	243,2	13:20'38.413
13	15.706	32.783	29.037	20.746	1'38.272P	241,6	13:22'16.685
14	13.586	33.630	29.318	21.040	1'37.574	242,2	13:23'54.259
15	12.738	32.604	29.339	20.946	1'35.627	241,6	13:25'29.886
16	12.695	32.875	28.899	21.343	1'35.812	242,2	13:27'05.698
17	14.138	34.320	29.302	21.114	1'38.874	238,4	13:28'44.572
18	12.837	32.606	29.373	21.145	1'35.961	242,7	13:30'20.533
19	12.880	33.070	29.048	20.913	1'35.911	241,6	13:31'56.444
20	12.864	33.004	29.014	21.128	1'36.010	242,2	13:33'32.454
21	12.993	33.109	28.945	21.000	1'36.047	241,1	13:35'08.501
22	12.967	33.042	28.954	21.108	1'36.071	242,2	13:36'44.572
23	12.924	33.171	28.892	20.847	1'35.834	242,2	13:38'20.406
24	12.831	33.066	29.266	21.114	1'36.277	243,2	13:39'56.683
25	12.751	32.897	29.253	20.929	1'35.830	242,2	13:41'32.513
26	12.904	33.201	29.438	21.431	1'36.974	242,2	13:43'09.487
27	14.140	33.448	29.613	20.984	1'38.185	241,1	13:44'47.672
28	<b>12.687</b>	32.790	29.319	20.852	1'35.648	242,7	13:46'23.320
29	12.728	33.174	37.196	21.426	1'44.524	242,7	13:48'07.844
30	13.048	33.151	30.023	20.835	1'37.057	242,2	13:49'44.901

Race Time 52'15.720

### 121 XR Consulting LLC (1'35.864)

Lap	Seg.1	Seg.2	Seg.3	Seg.4	Lap Time	km/h	Local Time
Justin Price							
1				21.076	1'44.023		12:59'13.204
2	13.089	<b>32.598</b>	29.430	20.747	<b>1'35.864</b>	241,6	13:00'49.068
3	12.981	32.688	29.353	20.948	1'35.970	241,6	13:02'25.038
4	13.102	33.474	29.270	21.726	1'37.572	241,1	13:04'02.610
5	15.393	51.571	43.679	31.052	2'21.695	125,4	13:06'24.305
6	16.973	54.730	37.159	27.137	2'15.999	109,1	13:08'40.304
7	19.247	43.961	55.097	25.017	2'23.322	117,4	13:11'03.626
8	13.136	33.440	29.357	20.828	1'36.761	240,5	13:12'40.387
9	<b>12.949</b>	32.709	29.999	20.914	1'36.571	241,1	13:14'16.958
10	13.086	33.193	31.044	21.269	1'38.592	241,6	13:15'55.550
11	13.012	34.715	30.810	21.723	1'40.260	229,3	13:17'35.810
12	13.280	33.340	31.637	1'51.219	3'09.476P	241,1	13:20'45.286
13	16.239	33.312	29.472	20.893	1'39.916P	238,4	13:22'25.202
14	15.236	34.734	30.425	21.197	1'41.592		13:24'06.794
15	13.153	34.034	29.432	21.307	1'37.926	241,1	13:25'44.720
16	13.083	33.008	29.862	20.835	1'36.788	<b>242,2</b>	13:27'21.508
17	12.991	33.019	30.334	21.219	1'37.563	241,6	13:28'59.071
18	13.186	33.677	29.379	22.074	1'38.316	240,0	13:30'37.387
19	13.225	33.158	29.511	21.092	1'36.986	<b>242,2</b>	13:32'14.373
20	13.199	33.164	29.162	21.119	1'36.644	<b>242,2</b>	13:33'51.017

Race Time 51'38.580

### 133 Wayne Taylor Racing (1'34.412)

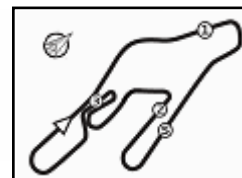
Lap	Seg.1	Seg.2	Seg.3	Seg.4	Lap Time	km/h	Local Time
Cameron Cassels							
1				21.063	1'41.906		12:59'11.087
2	12.994	32.622	52.496	20.738	1'58.850	241,6	13:01'09.937
3	12.871	<b>32.274</b>	<b>28.776</b>	20.491	<b>1'34.412</b>	<b>243,2</b>	13:02'44.349
4	12.781	33.010	29.451	23.936	1'39.178	240,5	13:04'23.527
5	14.572	40.541	41.552	35.104	2'11.769	182,1	13:06'35.296
6	30.285	45.326	31.356	25.709	2'12.676	155,0	13:08'47.972
7	15.007	41.615	54.777	24.607	2'16.006	125,3	13:11'03.978
8	13.174	33.335	29.640	20.751	1'36.900	241,6	13:12'40.878
9	12.853	32.665	30.208	20.968	1'36.694	242,2	13:14'17.572
10	12.922	32.948	29.455	20.833	1'36.158	241,6	13:15'53.730
11	12.749	32.311	28.902	20.659	1'34.621	242,7	13:17'28.351
12	12.665	32.614	29.193	1'48.019	3'02.491P	242,7	13:20'30.842
13	16.744	32.643	29.352	20.677	1'39.416P	241,6	13:22'10.258
14	12.583	32.386	28.812	20.642	1'34.423	242,2	13:23'44.681
15	12.608	32.416	29.348	20.852	1'35.224	<b>243,2</b>	13:25'19.905

16/11/2018

P = Pits In/Out - C = Lap-Time Cancelled

Powered by FICR PERUGIA TIMING





## USA + ASIA - Chronological Analysis Race 2

Autodromo Vallelunga 4.085 m

Start at 12:57'29.181

3 / 7

16	13.249	34.006	30.054	20.765	1'38.074	241,6	13:26'57.979	11	12.817	32.818	29.105	20.874	1'35.614	244,3	13:17'26.868
17	13.184	34.413	30.022	20.757	1'38.376	239,5	13:28'36.355	12	12.928	32.804	29.301	1'50.247	3'05.280P	243,8	13:20'32.148
18	<b>12.556</b>	32.856	30.764	21.661	1'37.837	<b>243,2</b>	13:30'14.192	13	17.017	32.945	29.172	21.514	1'40.648P	242,2	13:22'12.796
19	12.874	32.903	30.017	20.905	1'36.699	241,6	13:31'50.891	14	12.973	32.778	29.015	20.867	1'35.633	244,3	13:23'48.429
20	12.870	33.241	29.120	20.689	1'35.920	241,6	13:33'26.811	15	12.952	33.390	29.464	20.854	1'36.660	243,8	13:25'25.089
21	12.823	33.206	29.577	20.803	1'36.409	242,2	13:35'03.220	16	13.043	33.454	29.861	22.254	1'38.612	243,8	13:27'03.701
22	12.888	33.192	29.701	20.874	1'36.655	241,6	13:36'39.875	17	12.991	33.148	29.125	21.039	1'36.303	243,8	13:28'40.004
23	12.875	32.951	31.278	20.691	1'37.795	242,2	13:38'17.670	18	13.073	33.145	29.214	21.160	1'36.592	244,3	13:30'16.596
24	12.743	32.988	29.276	20.770	1'35.777	242,7	13:39'53.447	19	12.926	33.045	29.658	20.939	1'36.568	244,3	13:31'53.164
25	12.750	33.055	29.163	22.571	1'37.539	242,2	13:41'30.986	20	13.000	33.184	29.315	21.027	1'36.526	243,2	13:33'29.690
26	13.052	33.073	29.164	21.142	1'36.431	241,1	13:43'07.417	21	12.810	33.048	29.511	21.117	1'36.486	244,3	13:35'06.176
27	13.053	32.892	28.892	20.634	1'35.471	241,1	13:44'42.888	22	12.972	32.971	29.360	21.300	1'36.603	244,9	13:36'42.779
28	12.843	32.647	28.932	20.609	1'35.031	242,2	13:46'17.919	23	12.924	33.079	29.252	21.114	1'36.369	243,8	13:38'19.148
29	12.710	32.489	28.973	20.609	1'34.781	242,2	13:47'52.700	24	13.037	33.366	29.326	22.070	1'37.799	243,2	13:39'56.947
30	12.670	32.732	29.380	20.681	1'35.463	241,6	13:49'28.163	25	13.592	33.070	29.546	21.146	1'37.354	243,8	13:41'34.301

Race Time 51'58.982 + 1.440Pen

### 150 US Race Tronics (1'33.371)

Lap	Seg.1	Seg.2	Seg.3	Seg.4	Lap Time	km/h	Local Time
-----	-------	-------	-------	-------	----------	------	------------

Taylor Proto

1				20.281	1'36.825		12:59'06.006
2	12.630	32.105	28.782	20.278	1'33.795	244,3	13:00'39.801
3	12.423	32.169	28.542	20.296	1'33.430	244,9	13:02'13.231
4	12.436	32.301	28.457	20.257	1'33.451	244,9	13:03'46.682
5	23.586	53.209	44.172	29.625	2'30.592	155,4	13:06'17.274
6	17.658	53.866	38.071	26.442	2'16.037	122,6	13:08'33.311
7	18.002	45.459	57.434	26.714	2'27.609	177,3	13:11'00.920
8	12.636	32.096	28.626	20.221	1'33.579	243,2	13:12'34.499
9	12.441	32.209	28.478	20.353	1'33.481	244,3	13:14'07.980
10	12.497	<b>32.033</b>	28.523	20.318	<b>1'33.371</b>	244,9	13:15'41.351
11	12.416	32.355	<b>28.412</b>	20.448	1'33.631	244,3	13:17'14.982
12	12.452	32.225	28.446	20.353	1'33.476	244,9	13:18'48.458
13	12.429	32.249	28.442	20.321	1'33.441	244,9	13:20'21.899

Edoardo Piscopo

14	12.389	32.304	28.502	1'43.987	2'57.182P	244,9	13:23'19.081
15	15.368	32.510	28.912	20.469	1'37.259P	244,3	13:24'56.340
16	12.504	32.420	28.962	20.435	1'34.321	244,3	13:26'30.661
17	12.366	32.393	28.872	20.324	1'33.955	245,5	13:28'04.616
18	12.512	32.381	28.956	20.372	1'34.221	245,5	13:29'38.837
19	12.406	32.509	28.919	20.291	1'34.125	244,9	13:31'12.962
20	12.347	32.236	28.748	20.353	1'33.684	244,3	13:32'46.646
21	12.378	32.323	28.818	20.356	1'33.875	244,9	13:34'20.521
22	12.367	32.416	29.165	20.406	1'34.354	244,9	13:35'54.875
23	12.405	32.617	29.071	20.361	1'34.454	244,3	13:37'29.329
24	12.373	32.416	28.830	20.256	1'33.875	245,5	13:39'03.204
25	12.342	32.347	28.909	20.445	1'34.043	<b>246,0</b>	13:40'37.247
26	12.968	32.601	28.753	20.280	1'34.602	244,9	13:42'11.849
27	12.352	32.271	28.747	20.485	1'33.855	244,3	13:43'45.704
28	12.343	32.336	28.866	20.289	1'33.834	244,3	13:45'19.538
29	12.241	32.165	28.814	20.383	1'33.603	244,9	13:46'53.141
30	<b>12.230</b>	32.283	28.707	20.781	1'34.001	244,9	13:48'27.142

Race Time 50'57.961 + 0.372Pen

### 166 P1 Motorsport (1'35.127)

Lap	Seg.1	Seg.2	Seg.3	Seg.4	Lap Time	km/h	Local Time
-----	-------	-------	-------	-------	----------	------	------------

Brett Meredith

1				20.708	1'42.633		12:59'11.814
2	12.872	32.866	<b>28.902</b>	20.487	<b>1'35.127</b>	<b>245,5</b>	13:00'46.941
3	<b>12.697</b>	32.688	29.352	20.764	1'35.501	243,8	13:02'22.442
4	12.839	33.217	29.142	21.600	1'36.798	242,7	13:03'59.240
5	16.189	53.312	43.721	30.780	2'24.002	127,2	13:06'23.242
6	16.617	55.191	37.536	27.165	2'16.509	110,7	13:08'39.751
7	19.306	43.851	55.100	25.153	2'23.410	124,3	13:11'03.161
8	12.795	33.355	29.417	21.055	1'36.622	242,2	13:12'39.783
9	12.841	<b>32.667</b>	29.376	20.812	1'35.696	243,8	13:14'15.479
10	12.927	33.030	29.105	20.713	1'35.775	244,3	13:15'51.254

### 169 Wayne Taylor Racing (1'33.680)

Lap	Seg.1	Seg.2	Seg.3	Seg.4	Lap Time	km/h	Local Time
-----	-------	-------	-------	-------	----------	------	------------

Alex Popow

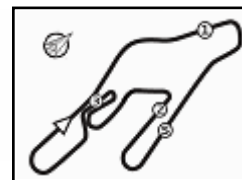
1				20.400	1'39.050		12:59'08.231	
2	12.608	32.249		28.692	20.458	1'34.007	244,3	13:00'42.238
3	12.538	<b>32.069</b>	28.727	20.346	<b>1'33.680</b>	243,8	13:02'15.918	
4	12.569	32.323	28.726	20.213	1'33.831	244,3	13:03'49.749	
5	22.614	53.301	43.930	30.776	2'30.621	153,2	13:06'20.370	
6	16.477	54.866	37.674	27.176	2'16.193	118,0	13:08'36.563	
7	17.657	44.881	56.774	26.034	2'25.346	131,9	13:11'01.909	

16/11/2018

P = Pits In/Out - C = Lap-Time Cancelled

Powered by FICR PERUGIA TIMING





## USA + ASIA - Chronological Analysis Race 2

Autodromo Vallelunga 4.085 m

4 / 7

Start at 12:57'29.181

8	12.776	32.681	28.901	20.285	1'34.643	243,2	13:12'36.552	15	12.793	32.098	<b>28.282</b>	20.370	1'33.543	244,9	13:25'14.708	
9	<b>12.489</b>	32.365	28.710	20.395	1'33.959	243,2	13:14'10.511	16	12.527	32.188	28.557	20.478	1'33.750	245,5	13:26'48.458	
10	12.745	32.325	28.739	20.556	1'34.365	244,3	13:15'44.876	17	12.608	32.144	28.792	20.474	1'34.018	245,5	13:28'22.476	
11	12.557	32.351	28.788	20.350	1'34.046	244,3	13:17'18.922	18	12.608	32.499	28.606	20.437	1'34.150	243,8	13:29'56.626	
12	12.772	32.407	<b>28.646</b>	20.581	1'34.406	244,3	13:18'53.328	19	12.483	32.547	28.342	20.402	1'33.774	244,9	13:31'30.400	
13	12.643	32.234	28.681	20.488	1'34.046	<b>244,9</b>	13:20'27.374	20	12.618	32.100	28.438	20.531	1'33.687	244,9	13:33'04.087	
14	12.585	32.301	28.829	20.399	1'34.114	244,3	13:22'01.488	21	12.463	31.985	28.594	20.630	1'33.672	<b>246,0</b>	13:34'37.759	
			William Hubbell						22	12.705	31.887	28.515	20.269	1'33.376	245,5	13:36'11.135
15	12.503	32.380	28.651	1'47.339	3'00.873P	244,3	13:25'02.361	23	12.502	31.922	28.758	20.369	1'33.551	<b>246,0</b>	13:37'44.686	
16	22.919	40.152	35.783	23.533	2'02.387P	233,8	13:27'04.748	24	12.458	31.933	28.439	20.395	1'33.225	245,5	13:39'17.911	
17	14.652	36.474	31.927	22.659	1'45.712	237,4	13:28'50.460	25	12.435	31.905	28.711	20.234	1'33.285	245,5	13:40'51.196	
18	14.553	36.006	33.252	23.667	1'47.478	238,9	13:30'37.938	26	12.421	32.094	28.536	20.317	1'33.368	245,5	13:42'24.564	
19	14.429	36.303	32.774	23.753	1'47.259	237,4	13:32'25.197	27	12.474	31.944	28.559	20.456	1'33.433	245,5	13:43'57.997	
20	14.794	36.666	33.503	23.162	1'48.125	238,4	13:34'13.322	28	12.471	32.024	30.030	20.275	1'34.800	<b>246,0</b>	13:45'32.797	
21	14.942	36.773	33.334	23.370	1'48.419	236,3	13:36'01.741	29	12.400	<b>31.808</b>	28.429	20.355	<b>1'32.992</b>	<b>246,0</b>	13:47'05.789	
22	14.764	36.408	32.526	23.035	1'46.733	236,8	13:37'48.474	30	12.384	32.073	28.582	20.305	1'33.344	<b>246,0</b>	13:48'39.133	
23	14.650	36.693	32.184	24.134	1'47.661	236,8	13:39'36.135								Race Time 51'09.952 + 0.222Pen	
24	14.486	36.259	32.205	22.803	1'45.753	237,9	13:41'21.888									
25	14.316	36.061	32.072	24.090	1'46.539	238,4	13:43'08.427									
26	15.004	37.550	32.881	22.895	1'48.330	221,8	13:44'56.757									
27	14.341	36.222	31.623	23.024	1'45.210	237,9	13:46'41.967									
28	14.739	36.287	31.522	23.569	1'46.117	238,9	13:48'28.084									

Race Time 50'58.903

### 211 Clazzio Racing (1'32.827)

Lap	Seg.1	Seg.2	Seg.3	Seg.4	Lap Time	km/h	Local Time
Afiq Yazid							
1					2'20.973	243,2	12:59'50.154
2	12.348	<b>31.885</b>	28.960	20.012	1'33.205	246,0	13:01'23.359
3	12.345	31.886	28.528	20.068	<b>1'32.827</b>	<b>247,1</b>	13:02'56.186
4	12.348	32.297	33.225	29.384	1'47.254	245,5	13:04'43.440
5	17.213	40.346	35.894	30.009	2'03.462	188,2	13:06'46.902
6	25.388	58.436	37.097	26.301	2'27.222	97,6	13:09'14.124
7	19.231	42.058	36.065	22.374	1'59.728	153,4	13:11'13.852
8	12.716	32.331	28.662	20.248	1'33.957	243,8	13:12'47.809
9	13.115	32.249	28.760	20.239	1'34.363	246,0	13:14'22.172
10	12.311	32.105	28.753	20.451	1'33.620	246,6	13:15'55.792
11	12.963	32.991	28.682	20.495	1'35.131	244,3	13:17'30.923
Kei Cozzolino							
12	12.532	32.491	28.759	1'45.095	2'58.877P	244,3	13:20'29.800
13	15.596	32.381	28.498	20.286	1'36.761P	244,9	13:22'06.561
14	12.389	32.428	28.740	20.766	1'34.323	244,9	13:23'40.884
15	12.356	31.986	<b>28.457</b>	20.342	1'33.141	245,5	13:25'14.025
16	12.334	32.468	28.743	20.454	1'33.999	246,0	13:26'48.024
17	12.505	32.323	28.783	20.440	1'34.051	245,5	13:28'22.075
18	12.498	32.475	28.691	20.420	1'34.084	246,0	13:29'56.159
19	12.471	32.264	28.620	20.645	1'34.000	245,5	13:31'30.159
20	12.324	32.027	28.592	20.305	1'33.248	244,9	13:33'03.407
21	12.265	32.488	28.613	20.307	1'33.673	242,7	13:34'37.080
22	12.237	32.159	28.692	20.183	1'33.271	244,9	13:36'10.351
23	12.253	32.067	29.104	20.233	1'33.657	245,5	13:37'44.008
24	12.206	32.074	28.569	20.192	1'33.041	245,5	13:39'17.049
25	12.265	32.081	28.622	20.200	1'33.168	245,5	13:40'50.217
26	<b>12.192</b>	31.980	28.641	20.215	1'33.028	246,0	13:42'23.245
27	12.264	32.116	28.503	20.424	1'33.307	246,0	13:43'56.552
28	12.235	32.769	28.666	20.275	1'33.945	243,8	13:45'30.497
29	12.221	32.057	28.481	20.214	1'32.973	244,9	13:47'03.470
30	12.207	31.945	28.615	20.202	1'32.969	246,0	13:48'36.439

Race Time 51'07.258

### 202 Leipert Motorsport (1'32.992)

Lap	Seg.1	Seg.2	Seg.3	Seg.4	Lap Time	km/h	Local Time
Ben Gerskowski							
1		32.956	29.228	20.200	2'22.987	241,6	12:59'52.168
2	12.435	32.044	28.775	20.267	1'33.521	243,2	13:01'25.689
3	<b>12.382</b>	32.030	28.728	20.309	1'33.449	244,9	13:02'59.138
4	12.455	32.769	31.041	29.186	1'45.451	243,8	13:04'44.589
5	17.614	40.039	35.924	29.636	2'03.213	187,2	13:06'47.802
6	25.702	59.077	36.746	26.225	2'27.750	94,7	13:09'15.552
7	18.899	42.302	35.791	22.189	1'59.181	144,0	13:11'14.733
8	12.795	32.439	28.999	20.272	1'34.505	243,2	13:12'49.238
9	12.498	32.856	28.776	20.356	1'34.486	241,6	13:14'23.724
10	12.499	32.207	28.901	20.408	1'34.015	244,3	13:15'57.739
11	12.542	32.637	28.817	20.438	1'34.434	<b>246,0</b>	13:17'32.173
Richard Muscat							
12	12.511	32.474	29.514	1'43.394	2'57.893P	244,9	13:20'30.066
13	16.174	32.291	28.390	20.325	1'37.180P	243,8	13:22'07.246
14	12.485	32.177	28.652	20.605	1'33.919	244,9	13:23'41.165

### 219 FFF Racing Team (1'32.973)

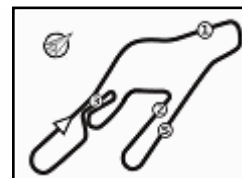
Lap	Seg.1	Seg.2	Seg.3	Seg.4	Lap Time	km/h	Local Time
Jack Bartholomew							
1					2'23.833	243,2	12:59'53.014
2	12.518	32.350	28.866	20.308	1'34.042	244,9	13:01'27.056
3	12.412	31.981	28.624	20.310	1'33.327	247,1	13:03'00.383
4	12.402	32.551	30.905	29.043	1'44.901	246,6	13:04'45.284
5	17.496	40.538	35.641	29.381	2'03.056	193,9	13:06'48.340
6	26.116	59.059	36.496	25.935	2'27.606	96,9	13:09'15.946
7	19.050	42.239	35.713	21.938	1'58.940	148,6	13:11'14.886
8	12.788	32.867	28.865	20.391	1'34.911	245,5	13:12'49.797
9	12.484	32.989	30.390	20.706	1'36.569	244,3	13:14'26.366

16/11/2018

P = Pits In/Out - C = Lap-Time Cancelled

Powered by FICR PERUGIA TIMING





## USA + ASIA - Chronological Analysis Race 2

Autodromo Vallelunga 4.085 m

Start at 12:57'29.181

5 / 7

10	12.429	33.143	29.050	20.411	1'35.033	247,1	13:16'01.399	5	17.504	40.277	35.984	29.659	2'03.424	176,5	13:06'47.298
11	<b>12.309</b>	31.970	28.751	21.000	1'34.030	247,1	13:17'35.429	6	25.689	58.623	36.986	26.166	2'27.464	96,8	13:09'14.762
James Pull															
12	12.379	32.428	28.774	1'45.531	2'59.112P	247,1	13:20'34.541	8	12.766	32.500	28.608	20.272	1'34.146	243,2	13:12'48.474
13	16.048	32.390	28.717	20.789	1'37.944P	245,5	13:22'12.485	9	12.841	32.750	28.505	20.414	1'34.510	243,2	13:14'22.984
14	12.483	32.007	28.759	20.466	1'33.715	<b>248,3</b>	13:23'46.200	10	12.528	32.271	28.579	20.357	1'33.735	242,7	13:15'56.719
15	12.481	31.932	28.766	20.755	1'33.934	246,6	13:25'20.134	11	<b>12.524</b>	32.906	28.914	20.383	1'34.727	<b>245,5</b>	13:17'31.446
16	13.114	33.291	29.676	21.063	1'37.144	245,5	13:26'57.278	12	12.658	32.404	28.817	20.466	1'34.345	244,9	13:19'05.791
17	12.809	32.785	<b>28.291</b>	20.256	1'34.141	247,7	13:28'31.419	13	12.575	32.508	28.475	20.337	1'33.895	244,3	13:20'39.686
18	12.619	32.150	28.460	20.297	1'33.526	246,6	13:30'04.945	Mikko Eskelinen							
19	12.478	32.034	28.741	20.220	1'33.473	246,6	13:31'38.418	14	12.913	33.050	28.912	1'45.052	2'59.927P	243,8	13:23'39.613
20	12.479	<b>31.896</b>	28.896	20.226	1'33.497	245,5	13:33'11.915	15	16.183	33.277	29.323	21.084	1'39.867P	240,5	13:25'19.480
21	12.394	32.012	28.424	20.587	1'33.417	246,0	13:34'45.332	16	13.182	33.582	29.670	21.119	1'37.553	242,7	13:26'57.033
22	12.662	32.738	29.421	20.183	1'35.004	245,5	13:36'20.336	17	12.901	33.563	29.374	21.189	1'37.027	<b>245,5</b>	13:28'34.060
23	12.461	31.941	28.771	20.185	1'33.358	247,1	13:37'53.694	18	12.822	34.017	29.930	21.286	1'38.055	243,2	13:30'12.115
24	12.453	32.577	28.542	20.317	1'33.889	246,6	13:39'27.583	19	12.925	33.776	29.823	21.146	1'37.670	242,7	13:31'49.785
25	12.418	32.175	28.553	20.292	1'33.438	244,9	13:41'01.021	20	12.914	32.953	29.336	21.176	1'36.379	241,6	13:33'26.164
26	12.436	32.343	28.675	20.334	1'33.788	244,3	13:42'34.809	21	12.809	32.960	30.063	21.030	1'36.862	242,7	13:35'03.026
27	12.499	31.967	28.513	20.235	1'33.214	246,6	13:44'08.023	22	12.872	32.911	29.622	21.042	1'36.447	242,7	13:36'39.473
28	12.396	31.912	28.562	20.103	<b>1'32.973</b>	246,6	13:45'40.996	23	12.939	33.097	29.677	21.039	1'36.752	242,7	13:38'16.225
29	12.414	32.215	28.536	20.332	1'33.497	246,0	13:47'14.493	24	12.857	32.800	28.954	20.719	1'35.330	242,7	13:39'51.555
30	12.576	33.600	30.148	21.947	1'38.271	243,2	13:48'52.764	25	12.931	32.979	30.119	23.147	1'39.176	243,2	13:41'30.731
Race Time 51'23.583															

### 230 YH Racing Team (1'35.486)

Lap	Seg.1	Seg.2	Seg.3	Seg.4	Lap Time	km/h	Local Time
Daijiro Yoshihara							
1		34.223	29.780	20.699	2'26.481	241,6	12:59'55.662
2	13.199	34.132	29.875	20.755	1'37.961	242,2	13:01'33.623
3	13.154	33.000	29.724	20.918	1'36.796	244,9	13:03'10.419

### 238 Hojst Racing (1'33.312)

Lap	Seg.1	Seg.2	Seg.3	Seg.4	Lap Time	km/h	Local Time
Toshiyuki Ochiai							
1		33.976	29.865	20.533	2'25.415	241,6	12:59'54.596
2	12.727	32.882	29.327	20.838	1'35.774	242,7	13:01'30.370

Takamichi Matsuda							
14	13.294	33.649	29.309	1'44.539	3'00.791P	242,7	13:23'57.664
15	18.127	33.976	29.173	21.418	1'42.694P	238,9	13:25'40.358
16	13.444	34.688	32.752	21.984	1'42.868	240,5	13:27'23.226
17	13.112	34.435	30.089	21.407	1'39.043	240,0	13:29'02.269
18	13.843	34.423	30.085	21.821	1'40.172	240,5	13:30'42.441
19	13.108	34.147	31.640	22.170	1'41.065	241,1	13:32'23.506
20	13.128	33.641	30.060	22.021	1'38.850	241,6	13:34'02.356
21	13.481	34.124	31.114	21.377	1'40.096	240,5	13:35'42.452
22	13.336	33.508	29.617	21.413	1'37.874	242,2	13:37'20.326
23	13.078	33.384	29.787	21.322	1'37.571	242,2	13:38'57.897
24	13.193	33.469	30.420	21.571	1'38.653	241,6	13:40'36.550
25	13.499	35.519	30.374	21.401	1'40.793	225,0	13:42'17.343
26	13.141	33.149	29.724	21.069	1'37.083	242,7	13:43'54.426
27	13.180	34.333	31.259	21.273	1'40.045	240,5	13:45'34.471
28	<b>12.985</b>	33.459	29.755	21.194	1'37.393	242,7	13:47'11.864
29	13.155	35.096	29.947	21.072	1'39.270	234,8	13:48'51.134
Race Time 51'21.953							

### 233 Leipert Motorsport (1'33.091)

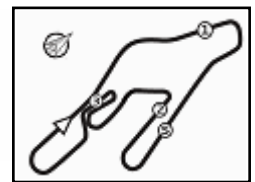
Lap	Seg.1	Seg.2	Seg.3	Seg.4	Lap Time	km/h	Local Time
Juuso Puhakka							
1		32.823	28.841	20.188	2'21.996	242,2	12:59'51.177
2	12.602	<b>31.929</b>	28.665	20.162	1'33.358	244,9	13:01'24.535
3	12.540	31.990	<b>28.328</b>	20.233	<b>1'33.091</b>	<b>245,5</b>	13:02'57.626
4	12.567	32.520	31.930	29.231	1'46.248	244,9	13:04'43.874

Race Time 51'32.937

16/11/2018 P = Pits In/Out - C = Lap-Time Cancelled



# 6th ROUND



Autodromo Vallelunga 4.085 m

## USA + ASIA - Chronological Analysis Race 2

Start at 12:57'29.181

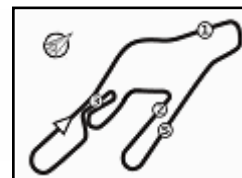
244 852 Challengers (1'39.248)							
Lap	Seg.1	Seg.2	Seg.3	Seg.4	Lap Time	km/h	Local Time
Paul Wong							
1		36.403	31.628	22.198	2'34.280	237,4	13:00'03.461
2	13.672	34.188	30.647	22.148	1'40.655	242,7	13:01'44.116
3	13.821	35.318	30.670	22.391	1'42.200	240,5	13:03'26.316
4	13.793	37.589	32.244	22.603	1'46.229	239,5	13:05'12.545
5	13.940	36.146	30.812	23.488	1'44.386	240,0	13:06'56.931
6	24.159	1'02.046	36.733	25.242	2'28.180	118,6	13:09'25.111
7	17.394	40.957	35.538	22.710	1'56.599	188,2	13:11'21.710
8	13.652	34.439	32.305	21.859	1'42.255	243,2	13:13'03.965
9	13.352	34.181	30.188	21.818	1'39.539	243,2	13:14'43.504
10	13.769	34.105	29.966	22.062	1'39.902	242,7	13:16'23.406
11	13.409	33.664	30.652	21.917	1'39.642	244,9	13:18'03.048
12	13.606	34.795	30.263	22.145	1'40.809	243,8	13:19'43.857
13	13.399	33.793	31.064	21.290	1'39.546	243,2	13:21'23.403
14	13.358	34.380	31.523	22.343	1'41.604	243,8	13:23'05.007
15	13.715	34.124	30.898	1'53.409	3'12.146P	242,7	13:26'17.153
16	17.214	33.916	30.036	21.550	1'42.716P	243,2	13:27'59.869
17	13.972	34.282	31.476	21.939	1'41.669	243,8	13:29'41.538
18	13.736	33.963	29.956	21.593	1'39.248	243,8	13:31'20.786
19	13.524	34.456	29.756	22.411	1'40.147	243,2	13:33'00.933
20	13.701	34.671	30.253	22.205	1'40.830	233,3	13:34'41.763
21	13.662	34.505	32.219	22.455	1'42.841	241,1	13:36'24.604
22	13.496	34.723	31.678	21.697	1'41.594	242,7	13:38'06.198
23	13.469	34.267	32.553	21.835	1'42.124	244,9	13:39'48.322
Race Time 42'19.141							

263 FFF Racing Team (1'33.945)							
Lap	Seg.1	Seg.2	Seg.3	Seg.4	Lap Time	km/h	Local Time
Artur Janosz							
1		33.729	29.220	20.476	2'26.761	243,8	12:59'55.942
2	13.051	32.987	28.745	20.336	1'35.119	243,2	13:01'31.061
3	12.668	32.705	28.820	20.706	1'34.899	244,9	13:03'05.960
4	12.701	33.085	29.494	26.673	1'41.953	245,5	13:04'47.913
5	17.239	41.712	34.030	29.701	2'02.682	174,8	13:06'50.595
6	26.130	1'01.032	34.168	26.636	2'27.966	86,5	13:09'18.561
7	19.086	41.333	35.700	21.656	1'57.775	135,2	13:11'16.336
8	12.902	32.492	28.585	20.593	1'34.572	246,0	13:12'50.908
9	12.650	32.530	29.793	21.172	1'36.145	247,1	13:14'27.053
10	13.375	32.593	28.972	20.508	1'35.448	244,9	13:16'02.501
11	12.711	32.233	28.635	20.642	1'34.221	246,0	13:17'36.722
Andrea Amici							
12	13.006	32.877	29.416	1'44.831	3'00.130P	245,5	13:20'36.852
13	15.641	32.716	28.825	20.605	1'37.787P	242,7	13:22'14.639
14	12.691	32.303	28.667	20.832	1'34.493	244,9	13:23'49.132
15	12.631	32.747	28.519	20.706	1'34.603	245,5	13:25'23.735
16	12.594	32.224	29.028	20.807	1'34.653	245,5	13:26'58.388
17	12.936	33.196	28.767	20.943	1'35.842	243,8	13:28'34.230
18	12.932	32.889	29.002	20.747	1'35.570	247,1	13:30'09.800
19	12.643	33.215	28.982	20.731	1'35.571	242,2	13:31'45.371
20	12.521	32.566	28.862	20.643	1'34.592	246,0	13:33'19.963
21	12.477	32.332	29.785	20.649	1'35.243	246,6	13:34'55.206
22	12.564	32.386	28.725	20.729	1'34.404	246,6	13:36'29.610
23	12.482	32.386	29.028	20.602	1'34.498	246,0	13:38'04.108
24	12.512	32.147	28.882	20.633	1'34.174	245,5	13:39'38.282
25	12.586	32.226	28.704	20.616	1'34.132	247,1	13:41'12.414
26	12.513	32.585	28.891	20.614	1'34.603	246,0	13:42'47.017
27	12.569	32.614	29.168	20.528	1'34.879	246,0	13:44'21.896
28	12.567	32.339	28.896	20.535	1'34.337	245,5	13:45'56.233
29	12.557	32.208	28.716	20.467	1'33.948	245,5	13:47'30.181
30	12.438	32.304	28.669	20.534	1'33.945	246,6	13:49'04.126
Race Time 51'34.945							

268 Gama Racing (1'33.601)							
Lap	Seg.1	Seg.2	Seg.3	Seg.4	Lap Time	km/h	Local Time
1							
2							
3							
4							
5							
6							
7							
8							
9							
10							
11							
12							
13							
14							
15							
16							
17							
18							
19							
20							
21							
22							
23							
24							
25							
26							
27							
28							

Yi Fan Chen											
1						33.956	29.265	20.502	2'24.408	243,8	12:59'53.589
2	12.673					32.198	28.653	20.427	1'33.951	246,0	13:01'27.540
3	12.581					32.061	28.632	20.384	1'33.658	246,6	13:03'01.198
4	12.608					32.888	30.871	28.776	1'45.143	248,8	13:04'46.341
5	17.402					41.342	34.461	29.569	2'02.774	187,5	13:06'49.115
6	26.055					1'00.227	35.312	25.846	2'27.440	97,7	13:09'16.555
7	19.371					41.909	35.784	21.686	1'58.750	142,9	13:11'15.305
8	12.986					32.688	28.993	20.543	1'35.210	247,1	13:12'50.515
9	12.576					32.528	28.740	20.424	1'34.268	249,4	13:14'24.783
10	12.711					32.222	28.563	20.423	1'33.919	248,3	13:15'58.702
11	12.617					32.346	29.714	20.554	1'35.231	248,8	13:17'33.933
12	12.672					32.249	29.163	20.637	1'34.721	248,3	13:19'08.654
13	12.639					32.148	28.400	20.414	1'33.601	247,7	13:20'42.255
14	12.595					32.423	28.941	20.557	1'34.516	247,7	13:22'16.771
Akihiro Asai											
15	12.914					32.178	28.723	1'44.886	2'58.701P	247,1	13:25'15.472
16	17.013					34.668	29.710	20.784	1'42.175P	246,6	13:26'57.647
17	14.558					33.577	29.950	20.856	1'38.941	245,5	13:28'36.588
18	13.108					32.682	29.236	20.829	1'35.855	248,3	13:30'12.443
19	12.960					33.405	30.226	20.868	1'37.459	247,1	13:31'49.902
20	13.402					34.073	29.245	20.679	1'37.399	238,9	13:33'27.301
21	12.972					32.919	29.701	20.694	1'36.286	246,0	13:35'03.587
22	13.005					33.040	29.951	20.632	1'36.628	246,0	13:36'40.215
23	12.790					33.096	30.566	20.619	1'37.071	243,8	13:38'17.286
24	12.921					32.639	29.499	20.652	1'35.711	246,0	13:39'52.997
25	12.878					32.735	29.301	22.512	1'37.426	244,9	13:41'30.423
26	12.956					32.805	29.609	21.172	1'36.542	246,0	13:43'06.965
27	13.468					33.679	28.784	20.854	1'36.785	243,8	13:44'43.750
28	12.928					32.833	28.728	20.878	1'35.367	246,0	13:46'19.117
29	13.316					33.195	29.700	21.065	1'37.276	245,5	13:47'56.393
30	12.999					33.107	28.941	20.895	1'35.942	246,0	13:49'32.335
Race Time 52'03.154											

288 GDL Racing Team (1'36.597)											
Lap	Seg.1	Seg.2	Seg.3	Seg.4	Lap Time	km/h	Local Time				
Gabriele Murrioni											
1						34.900	30.910	21.227	2'29.573	241,1	12:59'58.754
2	13.492					33.335	30.363	21.238	1'38.428	244,3	13:01'37.182
3	13.239					33.260	30.391	21.494	1'38.384	244,9	13:03'15.566
4	13.365					34.358	31.104	22.293	1'41.120	240,5	13:04'56.686
5	14.040					39.457	33.061	30.511	1'57.069	192,2	13:06'53.755
6	26.023					1'02.409	36.884	25.379	2'30.695	112,4	13:09'24.450
7	17.034					40.918	34.866	21.665	1'54.483	159,5	13:11'18.933
8	13.555					33.761	30.499	21.598	1'39.413	240,5	13:12'58.346
9	13.337					33.252	31.083	21.662	1'39.334	244,9	13:14'37.680
10	13.390					33.283	30.060	21.517	1'38.250	243,8	13:16'15.930
11	13.600					34.650	29.762	21.190	1'39.202	242,2	13:17'55.132
12	13.327					33.403	29.845	1'50.293	3'06.868P	244,3	13:21'02.000
13	17.047					33.564	30.101	21.045	1'41.757P	243,2	13:22'43.757
14	13.353					33.617	29.812	21.409	1'38.191	244,9	13:24'21.948
15											



Autodromo Vallelunga 4.085 m

7 / 7

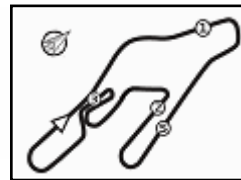
## USA + ASIA - Chronological Analysis Race 2

Start at 12:57'29.181

29 13.052 33.994 29.853 21.250 1'38.149 240,5 13:48'50.313  
Race Time 51'21.132

### 298 Aylezo Motorsport (1'33.549)

Lap	Seg.1	Seg.2	Seg.3	Seg.4	Lap Time	km/h	Local Time
Kumar Prabakaran							
1		36.747	31.911	23.538	2'35.487	237,9	13:00'04.668
2	14.910	36.095	32.647	23.070	1'46.722	240,0	13:01'51.390
3	15.315	37.475	32.047	22.880	1'47.717	237,9	13:03'39.107
4	14.943	40.385	32.213	23.754	1'51.295	200,7	13:05'30.402
5	15.442	38.405	32.584	23.055	1'49.486	238,4	13:07'19.888
6	15.165	48.901	37.433	24.447	2'05.946	199,6	13:09'25.834
7	18.183	41.160	34.493	23.541	1'57.377	195,3	13:11'23.211
8	15.189	36.929	31.963	22.972	1'47.053	237,4	13:13'10.264
9	14.800	36.868	32.113	22.979	1'46.760	235,3	13:14'57.024
10	15.052	36.783	32.161	22.854	1'46.850	237,4	13:16'43.874
Massimiliano Wiser							
11	14.896	36.868	32.259	1'47.094	3'11.117P	237,9	13:19'54.991
12	16.565	32.872	29.318	20.457	1'39.212P	242,2	13:21'34.203
13	12.454	32.302	28.767	20.153	1'33.676	246,0	13:23'07.879
14	12.426	32.515	28.622	20.319	1'33.882	244,9	13:24'41.761
15	12.509	32.559	28.806	20.388	1'34.262	<b>246,6</b>	13:26'16.023
16	12.340	32.969	28.726	20.347	1'34.382	245,5	13:27'50.405
17	12.467	32.377	<b>28.516</b>	20.479	1'33.839	245,5	13:29'24.244
18	<b>12.323</b>	32.195	28.536	20.495	<b>1'33.549</b>	<b>246,6</b>	13:30'57.793
19	12.407	32.166	28.557	20.474	1'33.604	244,9	13:32'31.397
20	12.484	32.735	28.837	20.492	1'34.548	<b>246,6</b>	13:34'05.945
21	12.412	32.494	28.929	20.521	1'34.356	245,5	13:35'40.301
22	12.461	32.289	28.756	20.449	1'33.955	246,0	13:37'14.256
23	12.392	32.195	28.666	20.552	1'33.805	<b>246,6</b>	13:38'48.061
24	12.375	<b>32.152</b>	28.789	20.556	1'33.872	246,0	13:40'21.933
25	12.394	32.340	28.694	20.673	1'34.101	<b>246,6</b>	13:41'56.034
26	12.519	32.471	28.878	20.828	1'34.696	244,9	13:43'30.730
27	12.416	32.247	30.391	20.660	1'35.714	<b>246,6</b>	13:45'06.444
28	12.403	32.902	28.989	20.621	1'34.915	244,9	13:46'41.359
29	12.448	32.528	28.737	20.605	1'34.318	245,5	13:48'15.677
30	12.363	32.440	28.693	20.508	1'34.004	245,5	13:49'49.681
Race Time 52'20.500							

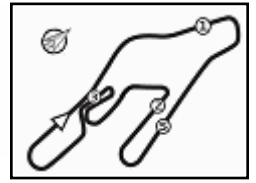


Autodromo Vallelunga 4.085 m

## USA + ASIA - Pit Times Race 2

No.	Entrant	Driver		Race Time	Local Time	Time
101	Wayne Taylor Racing	J.CECOTTO	PIT IN	21'12.209	13:18'41.390	
		T.HINDMAN	PIT OUT	22'44.086	13:20'13.267	1'31.877
102	XR Consulting LLC	R.HARDWICK	PIT IN	26'03.995	13:23'33.176	
			PIT OUT	27'36.716	13:25'05.897	1'32.721
			PIT IN	33'56.816	13:31'25.997	
			PIT OUT	34'29.175	13:31'58.356	32.359
109	US Race Tronics	D.OCKEY	PIT IN	24'32.101	13:22'01.282	
			PIT OUT	26'05.970	13:23'35.151	1'33.869
110	Wayne Taylor Racing	R.SELLARI	PIT IN	25'28.852	13:22'58.033	
			PIT OUT	27'05.343	13:24'34.524	1'36.491
117	US Race Tronics	B.THienes	PIT IN	6'25.119	13:03'54.300	
			PIT OUT	6'56.618	13:04'25.799	31.499
			PIT IN	21'32.158	13:19'01.339	
			PIT OUT	23'09.232	13:20'38.413	1'37.074
121	XR Consulting LLC	J.PRICE	PIT IN	21'38.850	13:19'08.031	
			PIT OUT	23'16.105	13:20'45.286	1'37.255
129	Change Racing	M.SNOW	PIT IN	25'56.272	13:23'25.453	
		C.LEWIS	PIT OUT	27'27.461	13:24'56.642	1'31.189
			PIT IN	28'57.214	13:26'26.395	
			PIT OUT	29'27.816	13:26'56.997	30.602
133	Wayne Taylor Racing	C.CASSELS	PIT IN	21'28.141	13:18'57.322	
			PIT OUT	23'01.661	13:20'30.842	1'33.520
150	US Race Tronics	T.PROTO	PIT IN	24'19.024	13:21'48.205	
		E.PISCOPO	PIT OUT	25'49.900	13:23'19.081	1'30.876
166	P1 Motorsport	B.MEREDITH	PIT IN	21'26.705	13:18'55.886	
			PIT OUT	23'02.967	13:20'32.148	1'36.262
167	PPM	S.HOLBROOK	PIT IN	23'21.323	13:20'50.504	
		M.BARKEY	PIT OUT	24'52.884	13:22'22.065	1'31.561
169	Wayne Taylor Racing	A.POPOW	PIT IN	25'58.661	13:23'27.842	
		W.HUBBELL	PIT OUT	27'33.180	13:25'02.361	1'34.519
171	P1 Motorsport	J.PEREZ	PIT IN	21'30.975	13:19'00.156	
		L.SPINELLI	PIT OUT	25'11.384	13:22'40.565	3'40.409
			PIT IN	31'20.570	13:28'49.751	
			PIT OUT	33'53.948	13:31'23.129	2'33.378
			PIT IN	38'29.175	13:35'58.356	
			PIT OUT	41'21.545	13:38'50.726	2'52.370
202	Leipert Motorsport	B.GERSEKOWSKI	PIT IN	21'29.959	13:18'59.140	
		R.MUSCAT	PIT OUT	23'00.885	13:20'30.066	1'30.926
211	Clazzio Racing	A.YAZID	PIT IN	21'28.622	13:18'57.803	
		K.COZZOLINO	PIT OUT	23'00.619	13:20'29.800	1'31.997
219	FFF Racing Team	J.BARTHOLOMEW	PIT IN	21'33.292	13:19'02.473	
		J.PULL	PIT OUT	23'05.360	13:20'34.541	1'32.068
230	YH Racing Team	D.YOSHIHARA	PIT IN	24'56.140	13:22'25.321	
		T.MATSUDA	PIT OUT	26'28.483	13:23'57.664	1'32.343
233	Leipert Motorsport	J.PUHAKKA	PIT IN	24'37.976	13:22'07.157	
		M.ESKELINEN	PIT OUT	26'10.432	13:23'39.613	1'32.456
238	Hojust Racing	T.OCHIAI	PIT IN	21'37.215	13:19'06.396	
		T.MATSUMOTO	PIT OUT	23'11.234	13:20'40.415	1'34.019
244	852 Challengers	P.WONG	PIT IN	27'09.220	13:24'38.401	





Autodromo Vallelunga 4.085 m

**USA + ASIA - Pit Times Race 2**

No.	Entrant	Driver		Race Time	Local Time	Time
<b>244</b>	852 Challengers	P.WONG	PIT OUT	28'47.972	13:26'17.153	1'38.752
			PIT IN	44'13.493	13:41'42.674	
<b>263</b>	FFF Racing Team	A.JANOSZ	PIT IN	21'36.087	13:19'05.268	1'31.584
			A.AMICI	PIT OUT	23'07.671	
<b>268</b>	Gama Racing	Y.CHEN	PIT IN	26'13.754	13:23'42.935	1'32.537
			A.ASAI	PIT OUT	27'46.291	
<b>288</b>	GDL Racing Team	G.MURRONI	PIT IN	21'55.751	13:19'24.932	1'37.068
			PIT OUT	23'32.819	13:21'02.000	
<b>298</b>	Aylezo Motorsport	K.PRABAKARAN	PIT IN	20'52.858	13:18'22.039	1'32.952
			M.WISER	PIT OUT	22'25.810	