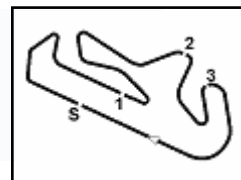




6th ROUND

2.4



Lamborghini Super Trofeo - Round 6 - Portimao
Super Trofeo North America - Analysis Free Practice 1

Autodromo Int. do Algarve 4.653 m

1 / 7

101 Wayne Taylor Racing (1'42.197)

Table with columns: Lap, Seg.1, Seg.2, Seg.3, Seg.4, Lap Time, km/h, Local Time. Rows 1-22 showing driver performance for Kyle Marcelli and Danny Forman.

102 Dream Racing Motorsport (1'54.678)

Table with columns: Lap, Seg.1, Seg.2, Seg.3, Seg.4, Lap Time, km/h, Local Time. Rows 1-19 showing driver performance for Alan Grossberg.

103 Wayne Taylor Racing (1'47.617)

Table with columns: Lap, Seg.1, Seg.2, Seg.3, Seg.4, Lap Time, km/h, Local Time. Rows 1-7 showing driver performance for Randy Sellari.

Table with columns: Lap, Seg.1, Seg.2, Seg.3, Seg.4, Lap Time, km/h, Local Time. Rows 8-25 showing driver performance for 104 MCR Racing.

104 MCR Racing (1'46.708)

Table with columns: Lap, Seg.1, Seg.2, Seg.3, Seg.4, Lap Time, km/h, Local Time. Rows 1-29 showing driver performance for Michael Mennella and Bart Collins.

108 US RaceTronics (1'44.023)

Table with columns: Lap, Seg.1, Seg.2, Seg.3, Seg.4, Lap Time, km/h, Local Time. Rows 1-7 showing driver performance for Damon Ockey.

03/11/2022 P = Pits In/Out - C = Lap Time Cancelled

Powered by FICr Perugia Timing

ROGER DUBUIS

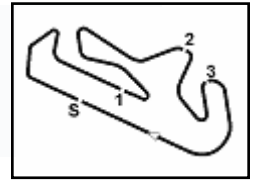




SQUADRA CORSE

6th ROUND

2.4



Lamborghini Super Trofeo - Round 6 - Portimao Super Trofeo North America - Analysis Free Practice 1

Autodromo Int. do Algarve 4.653 m

2 / 7

8	33.242	34.589	21.797	18.347	1'47.975	277,6	9:28'59.328	8	36.235	35.987	22.751	18.824	1'53.797	268,7	9:25'30.596
9	33.251	34.237	21.866	17.961	1'47.315	276,2	9:30'46.643	9	34.366	35.495	24.339	19.148	1'53.348	272,7	9:27'23.944
10	33.765	34.270	21.782	18.252	1'48.069	277,6	9:32'34.712	10	35.109	35.310	22.582	18.721	1'51.722	269,3	9:29'15.666
11	33.212	34.042	21.654	18.028	1'46.936	275,5	9:34'21.648	11	36.281	37.516	22.394	19.020	1'55.211	270,0	9:31'10.877
12	33.123	36.288	21.990	17.919	1'49.320	277,6	9:36'10.968	12	36.682	35.660	22.313	19.221	1'53.876	270,7	9:33'04.753
13	33.314	33.794	21.682	18.311	1'47.101	278,4	9:37'58.069	13	34.967	35.919	22.687	18.988	1'52.561	246,0	9:34'57.314
14	32.764	34.377	21.602	18.306	1'47.049	277,6	9:39'45.118	14	34.759	36.500	22.742	19.236	1'53.237	271,4	9:36'50.551
15	33.477	35.114	23.604	18.542	1'50.737	276,9	9:41'35.855	15	35.786	37.179	23.683	27.052	2'03.700P	266,0	9:38'54.251
16	33.525	34.222	21.724	18.109	1'47.580	277,6	9:43'23.435								
17	33.631	34.931	22.065	26.152	1'56.779P	277,6	9:45'20.214	16	3'51.797	35.901	22.528	18.742	5'08.968P		9:44'03.219
			Patrick Liddy					17	36.428	36.054	22.665	18.339	1'53.486	267,3	9:45'56.705
18	2'46.912	42.158	24.035	19.003	4'12.108P		9:49'32.322	18	35.135	35.312	22.416	18.276	1'51.139	272,0	9:47'47.844
19	34.247	35.033	21.441	17.943	1'48.664	275,5	9:51'20.986	19	33.810	35.210	22.060	18.233	1'49.313	271,4	9:49'37.157
20	34.715	33.936	21.719	17.570	1'47.940	277,6	9:53'08.926	20	37.773	36.440	22.784	28.245	2'05.242P	272,7	9:51'42.399
21	32.723	33.425	21.194	17.595	1'44.937	278,4	9:54'53.863	21	1'29.401	36.039	22.783	18.379	2'46.602P		9:54'29.001
22	32.332	33.096	20.938	17.657	1'44.023	279,8	9:56'37.886	22	34.664	34.921	23.052	17.919	1'50.556	254,7	9:56'19.557
23	32.447	33.026	21.052	17.691	1'44.216	279,8	9:58'22.102	23	33.628	34.881	21.953	18.043	1'48.505	274,8	9:58'08.062
24	32.720	33.425	21.470	24.352	1'51.967P	281,3	10:00'14.069	24	34.262	35.085	22.085	18.120	1'49.552	274,1	9:59'57.614
25	2'19.206	35.696	24.527	17.452	3'36.881P		10:03'50.950	25	34.165	38.037	24.142	18.961	1'55.305	274,1	10:01'52.919
26	33.296	34.029	23.583	24.880	1'55.788P	280,5	10:05'46.738	26	35.153	35.133	22.380	18.337	1'51.003	268,0	10:03'43.922
								27	34.305	42.579	26.664	32.877	2'16.425P	270,7	10:06'00.347

109 TPC Racing (1'47.888)

Lap	Seg.1	Seg.2	Seg.3	Seg.4	Lap Time	km/h	Local Time
Wesley Slimp							
1		45.461	29.130	22.012			9:12'38.768
2	37.263	38.031	23.948	19.049	1'58.291	260,9	9:14'37.059
3	34.320	35.462	23.466	20.588	1'53.836	268,0	9:16'30.895
4	34.205	35.356	22.397	18.473	1'50.431	269,3	9:18'21.326
5	34.008	35.426	23.491	18.482	1'51.407	271,4	9:20'12.733
6	35.545	35.675	22.599	18.541	1'52.360	229,8	9:22'05.093
7	34.102	35.223	22.291	18.207	1'49.823	271,4	9:23'54.916
8	33.891	34.757	22.277	18.584	1'49.509	270,7	9:25'44.425
Tyler Hoffman							
9	33.666	35.789	23.762	18.434	1'51.651	272,0	9:27'36.076
10	34.278	35.157	22.439	18.284	1'50.158	272,7	9:29'26.234
11	34.011	34.882	22.125	18.347	1'49.365	270,7	9:31'15.599
12	34.415	36.221	22.172	18.319	1'51.127	272,7	9:33'06.726
13	33.789	35.790	25.607	19.559	1'54.745	273,4	9:35'01.471
14	33.601	36.793	22.997	18.514	1'51.905	274,1	9:36'53.376
15	34.744	37.842	23.273	19.491	1'55.350	272,0	9:38'48.726
16	33.792	35.286	22.303	18.280	1'49.661	268,7	9:40'38.387
17	34.751	35.922	22.193	18.091	1'50.957	272,0	9:42'29.344
18	34.255	35.356	22.635	18.482	1'50.728	272,0	9:44'20.072
19	35.740	36.022	22.893	29.315	2'03.970P	272,0	9:46'24.042
20	3'22.878	36.947	23.186	18.242	4'41.253P		9:51'05.295
21	33.763	35.323	22.376	18.371	1'49.833	270,0	9:52'55.128
22	33.580	34.575	21.797	18.166	1'48.118	271,4	9:54'43.246
23	33.316	34.494	22.105	17.973	1'47.888	272,0	9:56'31.134
24	33.513	34.481	23.240	18.262	1'49.496	273,4	9:58'20.630
25	33.817	35.951	22.224	18.297	1'50.289	272,7	10:00'10.919
26	36.076	39.724	26.499	29.754	2'12.053P	271,4	10:02'22.972
27	3'09.566	34.609	21.889	18.333	4'24.397P		10:06'47.369

114 Kpax Racing (1'46.833)

Lap	Seg.1	Seg.2	Seg.3	Seg.4	Lap Time	km/h	Local Time
Slade Stewart							
1		45.299	26.045	20.450			9:12'34.737
2	35.410	35.583	21.844	18.139	1'50.976	264,1	9:14'25.713
3	33.581	34.395	21.792	18.399	1'48.167	272,7	9:16'13.880
4	33.076	35.165	21.538	18.031	1'47.810	273,4	9:18'01.690
5	33.477	34.343	21.278	18.142	1'47.240	274,1	9:19'48.930
6	33.565	33.984	21.438	19.006	1'47.993	274,1	9:21'36.923
7	34.044	34.139	21.551	18.015	1'47.749	271,4	9:23'24.672
8	34.954	35.804	21.816	27.040	1'59.614P	273,4	9:25'24.286
9	2'05.608	34.823	21.726	18.315	3'20.472P		9:28'44.758
10	33.518	34.042	21.372	17.901	1'46.833	270,0	9:30'31.591
11	33.412	34.216	21.767	27.559	1'56.954P	273,4	9:32'28.545

118 NTE Sport (1'49.409)

Lap	Seg.1	Seg.2	Seg.3	Seg.4	Lap Time	km/h	Local Time
Tiger Tari							
1		40.474	25.225	21.417			9:13'03.784
2	41.793	41.082	23.701	20.294	2'06.870	262,1	9:15'10.654
3	36.530	35.848	23.091	19.165	1'54.634	263,4	9:17'05.288
4	35.827	40.759	24.064	28.256	2'08.906P	268,7	9:19'14.194
5	3'28.879	36.140	23.536	19.297	4'47.852P		9:24'02.046
6	36.449	37.473	24.205	26.323	2'04.450P	267,3	9:26'06.496
7	1'04.660	37.435	22.618	18.874	2'23.587P		9:28'30.083
8	34.390	35.125	23.298	29.603	2'02.416P	269,3	9:30'32.499
9	1'05.595	37.556	23.237	19.940	2'26.328P		9:32'58.827
10	34.752	35.753	22.618	20.182	1'53.305	263,4	9:34'52.132
11	36.862	37.721	24.187	28.824	2'07.594P	255,3	9:36'59.726
12	2'08.947	35.161	24.762	19.509	3'28.379P		9:40'28.105
13	34.329	35.515	22.831	18.783	1'51.458	268,7	9:42'19.563
14	38.455	37.517	22.565	19.334	1'57.871	272,0	9:44'17.434
15	35.739	35.828	22.839	30.254	2'04.660P	268,0	9:46'22.094
16	3'36.436	46.802	28.169	23.179	5'14.586P		9:51'36.680
17	42.109	43.680	25.694	21.508	2'12.991	243,2	9:53'49.671
18	36.835	37.155	24.039	19.760	1'57.789	257,8	9:55'47.460
19	34.396	37.180	24.346	20.701	1'56.623	264,7	9:57'44.083
20	34.665	37.403	22.433	18.966	1'53.467	260,9	9:59'37.550
21	33.734	34.549	22.378	18.748	1'49.409	269,3	10:01'26.959
22	35.757	35.081	22.656	18.496	1'51.990	270,7	10:03'18.949
23	33.934	34.957	22.568	18.674	1'50.133	271,4	10:05'09.082

113 US RaceTronics (1'48.505)

Lap	Seg.1	Seg.2	Seg.3	Seg.4	Lap Time	km/h	Local Time
Jon Hirshberg							
1		41.163	24.799	19.974			9:12'21.665
2	39.741	38.145	22.421	19.156	1'59.463	227,8	9:14'21.128
3	34.473	35.219	21.798	19.022	1'50.512	271,4	9:16'11.640
4	34.479	36.322	22.536	18.709	1'52.046	270,7	9:18'03.686
5	33.981	35.140	22.127	18.537	1'49.785	272,0	9:19'53.471
6	34.607	36.012	22.441	18.648	1'51.708	270,7	9:21'45.179
7	34.826	35.791	22.180	18.823	1'51.620	268,7	9:23'36.799

03/11/2022

P = Pits In/Out - C = Lap Time Cancelled

Powered by FICr Perugia Timing

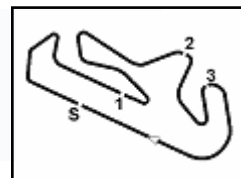
ROGER DUBUIS





6th ROUND

2.4



Lamborghini Super Trofeo - Round 6 - Portimao Super Trofeo North America - Analysis Free Practice 1

Autodromo Int. do Algarve 4.653 m

3 / 7

24 33.952 35.259 22.522 18.785 1'50.518 271,4 10:06'59.600

119 MCR Racing (1'44.301)

Lap	Seg.1	Seg.2	Seg.3	Seg.4	Lap Time	km/h	Local Time
Shehan Chandrasoma							
1		42.749	25.177	20.101			9:13'30.975
2	35.492	36.154	24.122	18.300	1'54.068	264,7	9:15'25.043
3	33.572	34.091	22.164	18.432	1'48.259	272,7	9:17'13.302
4	33.070	33.879	21.509	17.971	1'46.429	272,0	9:18'59.731
5	32.727	33.221	21.175	17.807	1'44.930	275,5	9:20'44.661
6	32.588	33.432	21.358	17.752	1'45.130	276,2	9:22'29.791
7	32.700	33.329	21.024	17.729	1'44.782	274,8	9:24'14.573
8	32.814	33.776	21.220	27.303	1'55.113P	276,2	9:26'09.686
9	3'23.700	33.857	21.795	17.986	4'37.338P		9:30'47.024
10	32.824	33.109	21.139	17.970	1'45.042	273,4	9:32'32.066
11	32.702	33.272	21.062	17.687	1'44.723	274,1	9:34'16.789
12	32.595	32.987	21.209	17.672	1'44.463	275,5	9:36'01.252
13	33.212	34.347	21.407	24.554	1'53.520P	274,8	9:37'54.772
14	8'40.044	36.490	22.297	19.187	9'58.018P		9:47'52.790
15	33.667	33.795	21.867	18.011	1'47.340	269,3	9:49'40.130
16	33.972	33.757	21.806	17.812	1'47.347	272,7	9:51'27.477
17	33.184	34.144	21.721	18.015	1'47.064	273,4	9:53'14.541
18	32.751	33.462	21.286	17.826	1'45.325	273,4	9:54'59.866
19	32.879	33.614	21.210	17.811	1'45.514	274,1	9:56'45.380
20	32.732	33.518	21.085	17.763	1'45.098	274,1	9:58'30.478
21	32.751	33.161	21.553	17.834	1'45.299	274,1	10:00'15.777
22	32.708	34.069	21.207	17.791	1'45.775	274,1	10:02'01.552
23	32.572	33.441	21.042	17.599	1'44.654	274,1	10:03'46.206
24	32.284	33.177	21.291	17.549	1'44.301	274,8	10:05'30.507
25	35.160	35.308	23.773	24.855	1'59.096P	274,8	10:07'29.603

Luke Berkeley

1		41.836	24.355	19.174			9:12'17.606
2	34.258	34.309	21.259	17.759	1'47.585	270,0	9:14'05.191
3	32.416	32.619	21.021	17.498	1'43.554	274,8	9:15'48.745
4	32.044	33.684	24.018	17.723	1'47.469	277,6	9:17'36.214
5	32.488	32.710	20.966	24.359	1'50.523P	276,2	9:19'26.737
6	2'01.434	35.641	23.965	18.461	3'19.501P		9:22'46.238
7	32.361	32.710	21.078	17.431	1'43.580	276,9	9:24'29.818
8	32.383	32.660	20.989	17.575	1'43.607	277,6	9:26'13.425
9	34.199	36.862	22.377	25.922	1'59.360P	276,9	9:28'12.785
Richard Antinucci							
10	3'00.672	33.410	21.392	17.809	4'13.283P		9:32'26.068
11	32.513	33.000	20.987	17.650	1'44.150	274,1	9:34'10.218
12	32.408	33.449	21.800	17.669	1'45.326	276,2	9:35'55.544
13	32.330	32.726	21.092	17.372	1'43.520	276,2	9:37'39.064
14	32.789	32.736	21.018	17.609	1'44.152	277,6	9:39'23.216
15	32.302	40.656	22.220	17.623	1'52.801	276,2	9:41'16.017
16	32.317	32.705	21.041	17.364	1'43.427	275,5	9:42'59.444
17	32.021	32.549	20.915	17.401	1'42.886	277,6	9:44'42.330
18	34.721	35.282	21.792	24.374	1'56.169P	239,5	9:46'38.499
Luke Berkeley							
19	3'06.690	33.371	21.421	17.599	4'19.081P		9:50'57.580
20	32.408	32.794	21.033	17.765	1'44.000	275,5	9:52'41.580
21	32.356	33.064	20.873	17.420	1'43.713	276,9	9:54'25.293
22	32.243	32.648	20.941	17.494	1'43.326	278,4	9:56'08.619
23	34.291	36.516	22.990	27.550	2'01.347P	273,4	9:58'09.966
Richard Antinucci							
24	3'11.852	33.554	21.310	17.673	4'24.389P		10:02'34.355
25	32.319	32.932	22.052	17.533	1'44.836	275,5	10:04'19.191
26	32.223	32.574	21.026	17.531	1'43.354	276,2	10:06'02.545

120 Dream Racing Motorsport (1'44.596)

Lap	Seg.1	Seg.2	Seg.3	Seg.4	Lap Time	km/h	Local Time
Alex Au							
1		44.885	26.242	19.528			9:13'06.022
2	37.267	37.392	23.505	18.484	1'56.648	268,0	9:15'02.670
3	33.871	34.685	21.724	17.921	1'48.201	270,7	9:16'50.871
4	33.252	34.396	22.353	18.252	1'48.253	274,8	9:18'39.124
5	33.952	34.712	24.032	18.175	1'50.871	272,7	9:20'29.995
6	33.120	33.642	21.506	17.942	1'46.210	270,0	9:22'16.205
7	33.529	33.434	22.587	17.994	1'47.544	270,0	9:24'03.749
8	32.960	33.537	25.982	18.383	1'50.862	273,4	9:25'54.611
9	33.052	33.719	21.787	17.941	1'46.499	272,0	9:27'41.110
10	33.109	33.952	22.819	18.099	1'47.979	272,0	9:29'29.089
11	32.863	33.653	22.154	18.250	1'46.920	273,4	9:31'16.009
12	34.305	34.146	21.872	18.492	1'48.815	272,0	9:33'04.824
13	33.403	33.508	21.587	18.864	1'47.362	266,7	9:34'52.186
14	35.096	33.538	21.847	17.792	1'48.273	264,7	9:36'40.459
15	33.799	33.615	21.658	17.804	1'46.876	272,0	9:38'27.335
16	33.029	33.499	22.619	17.698	1'46.845	273,4	9:40'14.180
17	33.747	37.126	22.716	24.820	1'58.409P	272,0	9:42'12.589
18	8'06.619	40.741	27.970	19.631	9'34.961P		9:51'47.550
19	34.951	35.361	22.523	18.339	1'51.174	263,4	9:53'38.724
20	33.495	33.874	21.739	17.878	1'46.986	271,4	9:55'25.710
21	33.092	33.113	21.275	17.695	1'45.175	272,7	9:57'10.885
22	32.451	33.114	21.456	17.575	1'44.596	274,1	9:58'55.481
23	33.031	34.641	22.328	25.448	1'55.448P	274,1	10:00'50.929
24	2'21.029	36.122	21.708	18.730	3'37.589P		10:04'28.518
25	32.668	34.672	21.915	18.047	1'47.302	274,1	10:06'15.820

125 Wayne Taylor Racing (1'44.525)

Lap	Seg.1	Seg.2	Seg.3	Seg.4	Lap Time	km/h	Local Time
Thomas Long							
1		40.963	24.346	19.035			9:12'26.577
2	35.679	35.755	22.233	18.189	1'51.856	271,4	9:14'18.433
3	32.897	33.546	21.450	17.607	1'45.500	275,5	9:16'03.933
4	32.475	33.288	21.113	17.649	1'44.525	276,9	9:17'48.458
5	32.939	35.299	21.722	24.976	1'54.936P	278,4	9:19'43.394
6	2'51.632	33.213	21.556	18.278	4'04.679P		9:23'48.073
7	32.640	33.207	21.140	17.548	1'44.535	274,8	9:25'32.608
8	32.481	33.309	21.088	17.853	1'44.731	278,4	9:27'17.339
9	32.049	33.631	21.646	17.907	1'45.233	278,4	9:29'02.572
10	32.141	33.333	21.495	26.500	1'53.469P	277,6	9:30'56.041
11	2'00.220	36.344	21.879	17.671	3'16.114P		9:34'12.155
12	32.469	33.154	21.176	17.764	1'44.563	278,4	9:35'56.718
13	32.312	34.131	21.402	24.809	1'52.654P	278,4	9:37'49.372
Ashton Harrison							
14	2'02.222	33.710	21.540	17.790	3'15.262P		9:41'04.634
15	32.713	33.935	21.518	17.865	1'46.031	277,6	9:42'50.665
16	32.650	33.754	21.541	17.591	1'45.536	278,4	9:44'36.201
17	33.914	34.653	21.688	18.713	1'48.968	279,1	9:46'25.169
18	32.617	33.447	21.621	17.633	1'45.318	275,5	9:48'10.487
19	32.596	33.374	21.493	17.627	1'45.090	279,1	9:49'55.577
20	33.399	34.145	22.162	17.955	1'47.661	279,1	9:51'43.238
21	34.413	34.394	21.356	17.847	1'48.010	279,1	9:53'31.248
22	32.570	33.157	21.198	17.843	1'44.768	279,1	9:55'16.016
23	32.582	33.291	21.625	17.552	1'45.050	278,4	9:57'01.066
24	32.404	33.567	21.268	17.698	1'44.937	278,4	9:58'46.003
25	32.740	33.401	21.512	24.799	1'52.452P	279,1	10:00'38.455
26	2'01.059	33.957	21.667	17.789	3'14.472P		10:03'52.927
27	32.797	33.898	21.507	17.914	1'46.116	279,1	10:05'39.043
28	32.634	33.323	21.419	17.557	1'44.933	277,6	10:07'23.976

123 Taurino Racing by D Motorsport (1'42.886)

Lap	Seg.1	Seg.2	Seg.3	Seg.4	Lap Time	km/h	Local Time
-----	-------	-------	-------	-------	----------	------	------------

03/11/2022

P = Pits In/Out - C = Lap Time Cancelled

Powered by FICr Perugia Timing

ROGER DUBUIS

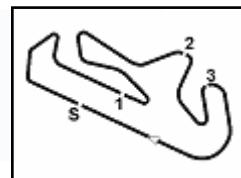




SQUADRA CORSE

6th ROUND

2.4



Lamborghini Super Trofeo - Round 6 - Portimao Super Trofeo North America - Analysis Free Practice 1

Autodromo Int. do Algarve 4.653 m

4 / 7

127 Dream Racing Motorsport (1'42.499)

Lap	Seg.1	Seg.2	Seg.3	Seg.4	Lap Time	km/h	Local Time
Dario Capitanio							
1		42.194	25.599	20.865			9:13'30.540
2	37.275	35.405	23.949	18.273	1'54.902	217,3	9:15'25.442
3	34.172	33.214	21.178	18.206	1'46.770	270,7	9:17'12.212
4	32.270	33.191	21.389	17.418	1'44.268	277,6	9:18'56.480
5	31.901	32.613	21.160	17.718	1'43.392	276,2	9:20'39.872
6	33.502	33.067	21.147	17.525	1'45.241	275,5	9:22'25.113
7	32.241	32.601	21.040	17.485	1'43.367	276,2	9:24'08.480
8	32.283	33.111	21.170	24.521	1'51.085P	276,9	9:25'59.565
9	8'31.146	42.786	26.107	19.397	9'59.436P		9:35'59.001
10	34.873	35.988	22.444	17.636	1'50.941	272,0	9:37'49.942
11	32.537	32.746	21.040	17.272	1'43.595	275,5	9:39'33.537
12	32.875	32.526	20.935	17.228	1'43.564	278,4	9:41'17.101
13	31.767	32.612	21.098	17.368	1'42.845	279,1	9:42'59.946
14	32.169	37.284	21.271	17.504	1'48.228	278,4	9:44'48.174
15	32.067	33.101	22.413	17.490	1'45.071	276,9	9:46'33.245
16	31.987	34.838	21.373	25.127	1'53.325P	277,6	9:48'26.570
Edoardo Liberati							
17	4'37.151	33.488	21.374	17.573	5'49.586P		9:54'16.156
18	32.278	32.816	21.719	18.456	1'45.269	276,9	9:56'01.425
19	32.010	32.605	20.799	25.272	1'50.686P	276,2	9:57'52.111
20	3'22.577	33.338	21.363	17.435	4'34.713P		10:02'26.824
21	32.502	32.779	20.813	17.493	1'43.587	277,6	10:04'10.411
22	31.909	32.456	20.732	17.402	1'42.499	276,2	10:05'52.910

Bryson Lew							
Lap	Seg.1	Seg.2	Seg.3	Seg.4	Lap Time	km/h	Local Time
9	5'01.499	34.945	21.880	18.061	6'16.385P		9:37'30.488
10	32.872	33.430	21.630	17.832	1'45.764	276,9	9:39'16.252
11	32.791	33.556	21.529	17.522	1'45.398	278,4	9:41'01.650
12	32.598	33.012	21.401	17.564	1'44.575	278,4	9:42'46.225
13	32.836	33.247	22.887	19.469	1'48.439	278,4	9:44'34.664
14	32.713	36.222	22.403	27.223	1'58.561P	274,1	9:46'33.225
15	6'17.172	34.486	21.802	17.658	7'31.118P		9:54'04.343
16	32.808	33.023	21.581	17.566	1'44.978	276,2	9:55'49.321
17	32.962	33.759	21.314	17.395	1'45.430	278,4	9:57'34.751
18	32.669	32.582	21.706	17.437	1'44.394	277,6	9:59'19.145
19	32.156	32.673	21.328	17.452	1'43.609	278,4	10:01'02.754
20	34.855	36.061	22.190	26.140	1'59.246P	278,4	10:03'02.000

147 PPM (1'44.096)

Lap	Seg.1	Seg.2	Seg.3	Seg.4	Lap Time	km/h	Local Time
Sebastian Carazo							
1		37.321	22.630	18.422			9:16'38.394
2	33.667	33.727	21.382	17.793	1'46.569	271,4	9:18'24.963
3	32.936	33.531	22.002	17.760	1'46.229	276,9	9:20'11.192
4	32.467	33.410	21.318	17.592	1'44.787	276,9	9:21'55.979
5	32.601	34.078	21.278	17.634	1'45.591	277,6	9:23'41.570
6	32.806	34.253	21.104	17.682	1'45.845	279,1	9:25'27.415
7	33.833	33.882	21.488	17.959	1'47.162	279,1	9:27'14.577
8	33.613	33.096	21.595	24.731	1'53.035P	279,1	9:29'07.612
Bryan Ortiz							
9	3'05.078	33.725	21.555	18.972	4'19.330P		9:33'26.942
10	32.927	33.424	20.917	17.763	1'45.031	274,1	9:35'11.973
11	32.507	32.937	20.894	17.758	1'44.096	277,6	9:36'56.069
12	32.731	34.837	23.028	18.129	1'48.725	277,6	9:38'44.794
13	32.801	35.252	24.077	18.840	1'50.970	276,9	9:40'35.764
14	32.667	33.158	20.878	17.845	1'44.548	275,5	9:42'20.312
Sebastian Carazo							
15	37.095	36.608	22.932	28.290	2'04.925P	276,9	9:44'25.237
16	3'32.184	33.981	21.388	17.754	4'45.307P		9:49'10.544
17	35.468	34.000	21.454	17.758	1'48.680	275,5	9:50'59.224
18	32.786	33.111	21.434	17.669	1'45.000	276,2	9:52'44.224
19	32.998	33.546	23.358	17.784	1'47.686	277,6	9:54'31.910
20	32.974	34.246	21.886	17.674	1'46.780	277,6	9:56'18.690
21	32.661	33.238	21.164	17.801	1'44.864	277,6	9:58'03.554
22	32.660	33.340	21.206	17.746	1'44.952	277,6	9:59'48.506
23	33.388	34.019	22.293	17.774	1'47.474	277,6	10:01'35.980
24	1'06.765	35.776	23.978	26.725	2'33.244P	276,2	10:04'09.224

130 ANSA Motorsports (1'42.067)

Lap	Seg.1	Seg.2	Seg.3	Seg.4	Lap Time	km/h	Local Time
Nelson jr Piquet							
1		36.943	22.658	18.180			9:12'07.622
2	33.251	33.476	22.370	17.408	1'46.505	274,8	9:13'54.127
3	31.880	32.539	20.937	17.314	1'42.670	279,1	9:15'36.797
4	31.810	32.399	20.444	17.414	1'42.067	279,8	9:17'18.864
5	32.667	33.102	21.271	17.398	1'44.438	280,5	9:19'03.302
6	31.979	32.873	20.951	17.465	1'43.268	281,3	9:20'46.570
7	32.285	33.618	20.878	24.643	1'51.244P	281,3	9:22'37.814
8	4'30.860	33.690	25.047	17.602	5'47.199P		9:28'25.013
9	31.797	32.506	20.571	17.332	1'42.206	278,4	9:30'07.219
10	32.023	37.274	23.337	17.992	1'50.626	279,8	9:31'57.845
11	31.879	32.288	20.634	17.393	1'42.194	279,8	9:33'40.039
12	31.741	32.599	20.701	17.326	1'42.367	279,8	9:35'22.406
13	31.894	32.640	20.867	17.412	1'42.813	282,0	9:37'05.219
14	31.827	32.549	21.080	27.974	1'53.430P	280,5	9:38'58.649
15	2'54.259	34.016	21.395	17.804	4'07.474P		9:43'06.123
16	31.981	32.750	20.975	26.941	1'52.647P	280,5	9:44'58.770
17	3'32.152	34.571	23.121	19.791	4'49.635P		9:49'48.405
18	36.023	34.772	24.015	17.898	1'52.708	279,1	9:51'41.113
19	35.174	33.958	21.082	17.618	1'47.832	280,5	9:53'28.945
20	31.909	34.594	22.042	26.569	1'55.114P	280,5	9:55'24.059
21	2'04.046	33.103	21.054	24.301	3'22.504P		9:58'46.563

148 PPM (1'44.432)

Lap	Seg.1	Seg.2	Seg.3	Seg.4	Lap Time	km/h	Local Time
David Staab							
1		41.449	23.831	19.366			9:13'32.881
2	35.567	35.738	24.467	18.816	1'54.588	272,0	9:15'27.469
3	34.001	33.898	21.451	17.934	1'47.284	274,1	9:17'14.753
4	36.850	34.121	21.692	19.636	1'52.299	260,2	9:19'07.052
5	33.166	33.748	21.709	17.879	1'46.502	269,3	9:20'53.554
6	32.979	38.102	23.820	18.563	1'53.464	276,2	9:22'47.018
7	33.021	33.422	21.075	17.917	1'45.435	276,9	9:24'32.453
8	32.769	33.357	21.190	17.944	1'45.260	276,9	9:26'17.713
9	32.884	34.765	22.457	18.444	1'48.550	276,9	9:28'06.263
10	32.855	33.210	21.136	17.837	1'45.038	273,4	9:29'51.301
11	32.508	33.092	21.098	17.734	1'44.432	276,9	9:31'35.733
12	32.367	33.697	21.904	18.064	1'46.032	278,4	9:33'21.765
13	33.389	34.118	22.220	25.647	1'55.374P	276,9	9:35'17.139
Nikko Reger							
14	2'04.450	34.512	23.004	17.838	3'19.804P		9:38'36.943
15	33.038	34.286	21.330	17.833	1'46.487	274,8	9:40'23.430

146 PPM (1'43.609)

Lap	Seg.1	Seg.2	Seg.3	Seg.4	Lap Time	km/h	Local Time
John DuBets							
1		44.089	24.519	29.012			9:17'09.837
2	2'01.972	37.724	25.424	17.789	3'22.909P		9:20'32.746
3	33.529	34.487	21.805	17.819	1'47.640	276,9	9:22'20.386
4	32.882	33.714	21.137	17.546	1'45.279	277,6	9:24'05.665
5	32.449	33.403	20.827	17.524	1'44.203	280,5	9:25'49.868
6	32.201	33.539	21.398	17.789	1'44.927	279,8	9:27'34.795
7	32.257	33.070	21.303	17.377	1'44.007	278,4	9:29'18.802
8	33.284	36.479	21.105	24.433	1'55.301P	280,5	9:31'14.103

03/11/2022 P = Pits In/Out - C = Lap Time Cancelled

Powered by FICr Perugia Timing

ROGER DUBUIS

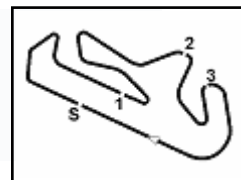




SQUADRA CORSE

6th ROUND

2.4



Lamborghini Super Trofeo - Round 6 - Portimao Super Trofeo North America - Analysis Free Practice 1

Autodromo Int. do Algarve 4.653 m

5 / 7

16	32.801	33.070	21.565	17.576	1'45.012	276,2	9:42'08.442	24	32.616	33.342	21.650	17.680	1'45.288	274,1	10:03'04.529																																																																																																																																																																																																																																																								
17	32.683	33.088	21.354	17.650	1'44.775	277,6	9:43'53.217	25	32.438	33.536	21.571	17.639	1'45.184	274,8	10:04'49.713																																																																																																																																																																																																																																																								
18	32.631	33.024	21.126	17.685	1'44.466	276,9	9:45'37.683	26	32.640	40.999	23.891	17.931	1'55.461	274,8	10:06'45.174																																																																																																																																																																																																																																																								
19	32.879	33.679	21.395	24.836	1'52.789P	277,6	9:47'30.472	<table border="1"> <thead> <tr> <th colspan="8">153 Wayne Taylor Racing (1'43.889)</th> </tr> <tr> <th>Lap</th><th>Seg.1</th><th>Seg.2</th><th>Seg.3</th><th>Seg.4</th><th>Lap Time</th><th>km/h</th><th>Local Time</th> </tr> </thead> <tbody> <tr> <td colspan="8">Jordan Missig</td> </tr> <tr> <td>1</td><td></td><td>41.805</td><td>26.477</td><td>19.809</td><td></td><td></td><td>9:13'27.921</td> </tr> <tr> <td>2</td><td>37.181</td><td>36.771</td><td>24.316</td><td>18.253</td><td>1'56.521</td><td>238,9</td><td>9:15'24.442</td> </tr> <tr> <td>3</td><td>33.377</td><td>33.339</td><td>21.425</td><td>18.421</td><td>1'46.562</td><td>275,5</td><td>9:17'11.004</td> </tr> <tr> <td>4</td><td>32.571</td><td>32.906</td><td>26.041</td><td>17.755</td><td>1'49.273</td><td>276,9</td><td>9:19'00.277</td> </tr> <tr> <td>5</td><td>32.653</td><td>33.169</td><td>21.235</td><td>17.604</td><td>1'44.661</td><td>276,2</td><td>9:20'44.938</td> </tr> <tr> <td>6</td><td>34.593</td><td>38.905</td><td>22.861</td><td>17.745</td><td>1'54.104</td><td>276,2</td><td>9:22'39.042</td> </tr> <tr> <td>7</td><td>32.469</td><td>32.974</td><td>20.793</td><td>17.653</td><td>1'43.889</td><td>275,5</td><td>9:24'22.931</td> </tr> <tr> <td>8</td><td>33.904</td><td>33.388</td><td>23.525</td><td>25.287</td><td>1'56.104P</td><td>276,2</td><td>9:26'19.035</td> </tr> <tr> <td>9</td><td>1'48.802</td><td>33.771</td><td>21.583</td><td>17.709</td><td>3'01.865P</td><td></td><td>9:29'20.900</td> </tr> <tr> <td>10</td><td>32.570</td><td>34.237</td><td>21.107</td><td>17.648</td><td>1'45.562</td><td>275,5</td><td>9:31'06.462</td> </tr> <tr> <td>11</td><td>32.560</td><td>33.881</td><td>20.875</td><td>17.606</td><td>1'44.922</td><td>277,6</td><td>9:32'51.384</td> </tr> <tr> <td>12</td><td>33.143</td><td>33.200</td><td>21.287</td><td>25.214</td><td>1'52.844P</td><td>276,9</td><td>9:34'44.228</td> </tr> <tr> <td colspan="8">Aidan Yoder</td> </tr> <tr> <td>13</td><td>1'53.472</td><td>34.018</td><td>21.401</td><td>17.793</td><td>3'06.684P</td><td></td><td>9:37'50.912</td> </tr> <tr> <td>14</td><td>32.850</td><td>33.385</td><td>21.347</td><td>17.785</td><td>1'45.367</td><td>275,5</td><td>9:39'36.279</td> </tr> <tr> <td>15</td><td>32.632</td><td>34.073</td><td>21.337</td><td>17.768</td><td>1'45.810</td><td>276,9</td><td>9:41'22.089</td> </tr> <tr> <td>16</td><td>32.613</td><td>33.191</td><td>21.226</td><td>17.723</td><td>1'44.753</td><td>276,2</td><td>9:43'06.842</td> </tr> <tr> <td>17</td><td>32.542</td><td>33.679</td><td>21.863</td><td>17.847</td><td>1'45.931</td><td>277,6</td><td>9:44'52.773</td> </tr> <tr> <td>18</td><td>32.625</td><td>33.275</td><td>21.330</td><td>17.755</td><td>1'44.985</td><td>275,5</td><td>9:46'37.758</td> </tr> <tr> <td>19</td><td>32.666</td><td>33.568</td><td>21.400</td><td>23.980</td><td>1'51.614P</td><td>276,2</td><td>9:48'29.372</td> </tr> <tr> <td>20</td><td>2'00.431</td><td>33.968</td><td>21.935</td><td>18.018</td><td>3'14.352P</td><td></td><td>9:51'43.724</td> </tr> <tr> <td>21</td><td>33.696</td><td>35.350</td><td>22.496</td><td>17.798</td><td>1'49.340</td><td>274,8</td><td>9:53'33.064</td> </tr> <tr> <td>22</td><td>32.844</td><td>33.394</td><td>21.428</td><td>24.889</td><td>1'52.555P</td><td>276,9</td><td>9:55'25.619</td> </tr> <tr> <td>23</td><td>2'36.561</td><td>33.958</td><td>21.367</td><td>17.716</td><td>3'49.602P</td><td></td><td>9:59'15.221</td> </tr> <tr> <td>24</td><td>32.722</td><td>33.487</td><td>21.276</td><td>17.712</td><td>1'45.197</td><td>277,6</td><td>10:01'00.418</td> </tr> <tr> <td>25</td><td>32.595</td><td>34.064</td><td>22.605</td><td>17.566</td><td>1'46.830</td><td>276,2</td><td>10:02'47.248</td> </tr> <tr> <td>26</td><td>32.622</td><td>33.323</td><td>21.518</td><td>17.615</td><td>1'45.078</td><td>276,9</td><td>10:04'32.326</td> </tr> <tr> <td>27</td><td>34.865</td><td>34.166</td><td>21.694</td><td>18.519</td><td>1'49.244</td><td>278,4</td><td>10:06'21.570</td> </tr> </tbody> </table>								153 Wayne Taylor Racing (1'43.889)								Lap	Seg.1	Seg.2	Seg.3	Seg.4	Lap Time	km/h	Local Time	Jordan Missig								1		41.805	26.477	19.809			9:13'27.921	2	37.181	36.771	24.316	18.253	1'56.521	238,9	9:15'24.442	3	33.377	33.339	21.425	18.421	1'46.562	275,5	9:17'11.004	4	32.571	32.906	26.041	17.755	1'49.273	276,9	9:19'00.277	5	32.653	33.169	21.235	17.604	1'44.661	276,2	9:20'44.938	6	34.593	38.905	22.861	17.745	1'54.104	276,2	9:22'39.042	7	32.469	32.974	20.793	17.653	1'43.889	275,5	9:24'22.931	8	33.904	33.388	23.525	25.287	1'56.104P	276,2	9:26'19.035	9	1'48.802	33.771	21.583	17.709	3'01.865P		9:29'20.900	10	32.570	34.237	21.107	17.648	1'45.562	275,5	9:31'06.462	11	32.560	33.881	20.875	17.606	1'44.922	277,6	9:32'51.384	12	33.143	33.200	21.287	25.214	1'52.844P	276,9	9:34'44.228	Aidan Yoder								13	1'53.472	34.018	21.401	17.793	3'06.684P		9:37'50.912	14	32.850	33.385	21.347	17.785	1'45.367	275,5	9:39'36.279	15	32.632	34.073	21.337	17.768	1'45.810	276,9	9:41'22.089	16	32.613	33.191	21.226	17.723	1'44.753	276,2	9:43'06.842	17	32.542	33.679	21.863	17.847	1'45.931	277,6	9:44'52.773	18	32.625	33.275	21.330	17.755	1'44.985	275,5	9:46'37.758	19	32.666	33.568	21.400	23.980	1'51.614P	276,2	9:48'29.372	20	2'00.431	33.968	21.935	18.018	3'14.352P		9:51'43.724	21	33.696	35.350	22.496	17.798	1'49.340	274,8	9:53'33.064	22	32.844	33.394	21.428	24.889	1'52.555P	276,9	9:55'25.619	23	2'36.561	33.958	21.367	17.716	3'49.602P		9:59'15.221	24	32.722	33.487	21.276	17.712	1'45.197	277,6	10:01'00.418	25	32.595	34.064	22.605	17.566	1'46.830	276,2	10:02'47.248	26	32.622	33.323	21.518	17.615	1'45.078	276,9	10:04'32.326	27	34.865	34.166	21.694	18.519	1'49.244	278,4	10:06'21.570
153 Wayne Taylor Racing (1'43.889)																																																																																																																																																																																																																																																																							
Lap	Seg.1	Seg.2	Seg.3	Seg.4	Lap Time	km/h	Local Time																																																																																																																																																																																																																																																																
Jordan Missig																																																																																																																																																																																																																																																																							
1		41.805	26.477	19.809			9:13'27.921																																																																																																																																																																																																																																																																
2	37.181	36.771	24.316	18.253	1'56.521	238,9	9:15'24.442																																																																																																																																																																																																																																																																
3	33.377	33.339	21.425	18.421	1'46.562	275,5	9:17'11.004																																																																																																																																																																																																																																																																
4	32.571	32.906	26.041	17.755	1'49.273	276,9	9:19'00.277																																																																																																																																																																																																																																																																
5	32.653	33.169	21.235	17.604	1'44.661	276,2	9:20'44.938																																																																																																																																																																																																																																																																
6	34.593	38.905	22.861	17.745	1'54.104	276,2	9:22'39.042																																																																																																																																																																																																																																																																
7	32.469	32.974	20.793	17.653	1'43.889	275,5	9:24'22.931																																																																																																																																																																																																																																																																
8	33.904	33.388	23.525	25.287	1'56.104P	276,2	9:26'19.035																																																																																																																																																																																																																																																																
9	1'48.802	33.771	21.583	17.709	3'01.865P		9:29'20.900																																																																																																																																																																																																																																																																
10	32.570	34.237	21.107	17.648	1'45.562	275,5	9:31'06.462																																																																																																																																																																																																																																																																
11	32.560	33.881	20.875	17.606	1'44.922	277,6	9:32'51.384																																																																																																																																																																																																																																																																
12	33.143	33.200	21.287	25.214	1'52.844P	276,9	9:34'44.228																																																																																																																																																																																																																																																																
Aidan Yoder																																																																																																																																																																																																																																																																							
13	1'53.472	34.018	21.401	17.793	3'06.684P		9:37'50.912																																																																																																																																																																																																																																																																
14	32.850	33.385	21.347	17.785	1'45.367	275,5	9:39'36.279																																																																																																																																																																																																																																																																
15	32.632	34.073	21.337	17.768	1'45.810	276,9	9:41'22.089																																																																																																																																																																																																																																																																
16	32.613	33.191	21.226	17.723	1'44.753	276,2	9:43'06.842																																																																																																																																																																																																																																																																
17	32.542	33.679	21.863	17.847	1'45.931	277,6	9:44'52.773																																																																																																																																																																																																																																																																
18	32.625	33.275	21.330	17.755	1'44.985	275,5	9:46'37.758																																																																																																																																																																																																																																																																
19	32.666	33.568	21.400	23.980	1'51.614P	276,2	9:48'29.372																																																																																																																																																																																																																																																																
20	2'00.431	33.968	21.935	18.018	3'14.352P		9:51'43.724																																																																																																																																																																																																																																																																
21	33.696	35.350	22.496	17.798	1'49.340	274,8	9:53'33.064																																																																																																																																																																																																																																																																
22	32.844	33.394	21.428	24.889	1'52.555P	276,9	9:55'25.619																																																																																																																																																																																																																																																																
23	2'36.561	33.958	21.367	17.716	3'49.602P		9:59'15.221																																																																																																																																																																																																																																																																
24	32.722	33.487	21.276	17.712	1'45.197	277,6	10:01'00.418																																																																																																																																																																																																																																																																
25	32.595	34.064	22.605	17.566	1'46.830	276,2	10:02'47.248																																																																																																																																																																																																																																																																
26	32.622	33.323	21.518	17.615	1'45.078	276,9	10:04'32.326																																																																																																																																																																																																																																																																
27	34.865	34.166	21.694	18.519	1'49.244	278,4	10:06'21.570																																																																																																																																																																																																																																																																

David Staab

23	2'37.007	33.861	21.703	18.000	3'50.571P		10:00'47.339
24	33.000	37.518	23.324	18.259	1'52.101	276,9	10:02'39.440
25	33.464	33.920	21.891	25.930	1'55.205P	276,2	10:04'34.645

150 US RaceTronics (1'42.935)

Lap	Seg.1	Seg.2	Seg.3	Seg.4	Lap Time	km/h	Local Time
Patrick Kujala							
1		40.949	24.718	20.038			9:12'20.218
2	40.456	36.179	22.548	20.489	1'59.672	212,6	9:14'19.890
3	34.685	34.550	22.441	28.005	1'59.681P	269,3	9:16'19.571
4	2'05.796	34.525	22.248	18.549	3'21.118P		9:19'40.689
5	32.812	32.884	21.062	17.482	1'44.240	274,8	9:21'24.929
6	32.461	33.109	21.037	18.281	1'44.888	276,9	9:23'09.817
7	32.412	33.027	20.932	17.426	1'43.797	275,5	9:24'53.614
8	32.523	32.638	21.481	17.331	1'43.973	278,4	9:26'37.587
9	34.390	34.493	22.142	25.644	1'56.669P	276,2	9:28'34.256
10	3'41.987	34.552	22.752	18.700	4'57.991P		9:33'32.247
11	32.593	34.598	22.874	17.608	1'47.673	276,2	9:35'19.920
12	32.540	32.943	21.827	28.090	1'55.400P	276,9	9:37'15.320
13	3'37.409	34.980	21.481	17.928	4'51.798P		9:42'07.118
14	32.748	32.865	20.851	17.673	1'44.137	268,7	9:43'51.255
15	32.270	33.071	20.752	17.565	1'43.658	275,5	9:45'34.913
16	32.159	33.377	20.576	17.514	1'43.626	275,5	9:47'18.539
17	32.064	32.754	20.681	17.436	1'42.935	277,6	9:49'01.474
18	32.149	32.848	20.706	24.102	1'49.805P	276,9	9:50'51.279
19	3'39.634	33.174	21.148	17.504	4'51.460P		9:55'42.739
20	32.291	32.870	20.698	17.566	1'43.425	277,6	9:57'26.164
21	32.064	32.714	25.271	17.540	1'47.589	277,6	9:59'13.753

154 Dream Racing Motorsport (1'46.207)

Lap	Seg.1	Seg.2	Seg.3	Seg.4	Lap Time	km/h	Local Time
Jason Gagne-Keats							
1		44.517	27.222	20.864			9:13'42.806
2	36.987	38.137	24.621	19.700	1'59.445	264,1	9:15'42.251
3	36.432	37.615	25.777	20.332	2'00.156	267,3	9:17'42.407
4	36.160	39.505	25.297	19.542	2'00.504	268,0	9:19'42.911
5	35.244	36.277	23.262	19.057	1'53.840	268,7	9:21'36.751
6	35.567	36.337	23.297	19.149	1'54.350	270,0	9:23'31.101
7	35.688	36.303	23.304	19.375	1'54.670	268,7	9:25'25.771
8	37.274	37.172	23.307	26.586	2'04.339P	266,0	9:27'30.110
9	3'10.299	37.472	23.742	18.813	4'30.326P		9:32'00.436
10	34.962	36.086	22.983	18.838	1'52.869	270,0	9:33'53.305
11	34.831	36.052	22.591	18.902	1'52.376	269,3	9:35'45.681
12	34.812	35.564	23.018	18.865	1'52.259	269,3	9:37'37.940
13	36.640	35.919	23.094	18.720	1'54.373	269,3	9:39'32.313
14	35.116	36.695	23.641	26.868	2'02.320P	270,0	9:41'34.633
15	4'29.162	42.597	25.779	20.342	5'57.880P		9:47'32.513
16	37.088	37.480	23.192	18.379	1'56.139	262,1	9:49'28.652
17	33.715	36.817	21.890	18.240	1'50.662	272,7	9:51'19.314
Charlie Martin							
18	1'08.828	36.021	22.877	18.324	2'26.050	274,1	9:53'45.364
19	33.331	33.639	21.629	18.099	1'46.698	272,7	9:55'32.062
20	35.577	37.187	22.605	18.626	1'55.995	268,0	9:57'19.006
21	33.404	34.731	23.281	19.444	1'50.860	269,3	9:57'45.534
22	33.519	34.187	21.602	18.010	1'47.318	272,0	9:59'32.852
23	32.910	33.741	21.778	17.960	1'46.389	272,7	10:01'19.241

03/11/2022

P = Pits In/Out - C = Lap Time Cancelled

Powered by FICr Perugia Timing

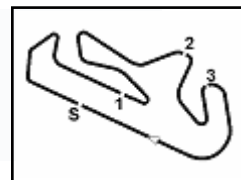
ROGER DUBUIS





6th ROUND

2.4



Lamborghini Super Trofeo - Round 6 - Portimao Super Trofeo North America - Analysis Free Practice 1

Autodromo Int. do Algarve 4.653 m

6 / 7

24	33.053	33.437	21.844	17.873	1'46.207	274,8	10:04'44.754	3	32.444	32.601	21.262	17.764	1'44.071	275,5	9:16'13.355
25	33.123	33.681	21.828	17.870	1'46.502	276,2	10:06'31.256	4	32.671	32.596	20.647	17.425	1'43.339	275,5	9:17'56.694
								5	32.389	32.563	20.895	24.135	1'49.982P	276,2	9:19'46.676

164 Kpax Racing (1'47.850)

Lap	Seg.1	Seg.2	Seg.3	Seg.4	Lap Time	km/h	Local Time
Thomas Tait							
1		54.137	29.912	25.055			9:12'49.846
2	51.298	50.262	26.873	22.155	2'30.588	149,6	9:15'20.434
3	46.040	42.037	25.496	20.870	2'14.443	152,5	9:17'34.877
4	41.779	42.903	25.783	20.862	2'11.327	188,5	9:19'46.204
5	39.147	39.352	24.357	20.416	2'03.272	236,3	9:21'49.476
6	37.008	38.889	26.217	29.258	2'11.372P	192,2	9:24'00.848
7	2'11.842	39.696	26.180	19.463	3'37.181P		9:27'38.029
8	34.630	34.938	24.422	18.497	1'52.487	265,4	9:29'30.516
9	33.331	34.752	22.213	18.316	1'48.612	272,0	9:31'19.128
10	33.436	34.924	22.012	18.235	1'48.607	273,4	9:33'07.735
11	33.639	35.556	22.391	18.308	1'49.894	274,1	9:34'57.629
12	34.626	35.467	22.608	18.728	1'51.429	272,0	9:36'49.058
13	33.790	57.513	22.371	20.078	2'13.752	271,4	9:39'02.810
14	36.009	37.593	24.398	29.606	2'07.606P	264,1	9:41'10.416
15	3'54.506	46.566	27.867	23.018	5'31.957P		9:46'42.373
16	40.586	38.555	24.199	19.815	2'03.155	230,8	9:48'45.528
17	35.167	36.145	22.585	18.625	1'52.522	254,7	9:50'38.050
18	33.563	35.699	22.987	18.685	1'50.934	272,0	9:52'28.984
19	33.401	34.403	22.504	18.193	1'48.501	272,0	9:54'17.485
20	33.150	34.570	22.034	18.096	1'47.850	274,1	9:56'05.335
21	33.750	35.034	22.201	18.177	1'49.162	272,7	9:57'54.497
22	33.637	34.699	22.352	18.243	1'48.931	272,7	9:59'43.428
23	33.653	38.758	25.652	30.883	2'08.946P	272,7	10:01'52.374

171 TPC Racing (1'42.868)

Lap	Seg.1	Seg.2	Seg.3	Seg.4	Lap Time	km/h	Local Time
Billy Johnson							
1		38.022	24.755	19.094			9:12'09.655
2	33.591	33.259	23.384	19.491	1'49.725	271,4	9:13'59.380
3	32.607	33.101	21.027	17.481	1'44.216	274,8	9:15'43.596
4	32.646	37.222	27.878	19.253	1'56.999	276,2	9:17'40.595
5	32.900	32.714	25.404	20.923	1'51.941	274,8	9:19'32.536
6	32.341	32.508	21.073	17.489	1'43.411	274,1	9:21'15.947
7	32.966	33.941	21.248	24.327	1'52.482P	276,2	9:23'08.429
8	1'49.116	33.193	21.180	17.527	3'01.016P		9:26'09.445
9	32.356	33.053	21.508	24.411	1'51.328P	276,2	9:28'00.773
10	1'50.177	33.056	21.122	17.592	3'01.947P		9:31'02.720
11	32.537	33.127	21.891	17.674	1'45.229	275,5	9:32'47.949
12	32.530	32.542	21.165	23.679	1'49.916P	276,9	9:34'37.865
13	1'50.466	33.104	21.442	17.585	3'02.597P		9:37'40.462
14	32.624	32.753	21.368	24.007	1'50.752P	275,5	9:39'31.214
15	3'49.100	37.919	23.317	27.449	5'17.785P		9:44'48.999
16	1'04.154	40.309	23.335	17.859	2'25.657P		9:47'14.656
17	32.500	32.768	21.067	17.325	1'43.660	272,7	9:48'58.316
18	32.002	32.593	21.079	17.216	1'42.890	274,1	9:50'41.206
19	31.893	33.389	22.750	17.837	1'45.869	276,9	9:52'27.075
20	32.253	34.251	22.305	17.369	1'46.178	276,2	9:54'13.253
21	32.020	32.422	21.131	17.295	1'42.868	276,2	9:55'56.121
22	32.075	32.452	21.182	17.258	1'42.967	277,6	9:57'39.088
23	32.036	32.558	21.209	17.298	1'43.101	277,6	9:59'22.189
24	37.229	39.136	25.821	26.012	2'08.198P	259,6	10:01'30.387

188 Taurino Racing by D Motorsport (1'42.412)

Lap	Seg.1	Seg.2	Seg.3	Seg.4	Lap Time	km/h	Local Time
Giano Taurino							
1		38.373	24.373	19.112			9:12'41.812
2	34.573	33.708	21.368	17.823	1'47.472	270,7	9:14'29.284

Loris Spinelli

Lap	Seg.1	Seg.2	Seg.3	Seg.4	Lap Time	km/h	Local Time
6	4'29.441				36.103		31.291
7	32.249				33.149		25.954
8	32.000				32.367		20.685
9	32.755				33.073		21.057
10	2'02.042				35.867		21.387
11	32.608				32.550		21.224
12	32.534				33.438		21.085
13	32.415				32.669		21.334
14	32.434				38.778		24.130
15	4'53.339				45.423		23.597
16	34.351				33.964		23.643
17	32.732				33.417		23.208
18	32.598				32.804		21.084
19	32.204				32.708		20.927
20	32.230				32.651		20.894
21	32.810				34.684		23.065
22	2'07.804				41.021		25.284
23	32.331				32.652		20.815
24	31.861				32.238		22.342

189 NTE Sport (1'47.404)

Lap	Seg.1	Seg.2	Seg.3	Seg.4	Lap Time	km/h	Local Time
Fred Roberts							
1		42.080	26.013	24.423			9:13'00.312
2	40.932	39.051	25.056	19.170	2'04.209	205,7	9:15'04.521
3	35.000	35.385	22.705	18.528	1'51.618	267,3	9:16'56.139
4	37.021	35.794	22.696	18.461	1'53.972	231,8	9:18'50.111
5	33.891	34.281	22.312	18.655	1'49.139	267,3	9:20'39.250
6	33.937	35.169	22.306	18.459	1'49.871	267,3	9:22'29.121
7	34.750	34.241	22.305	18.402	1'49.698	229,8	9:24'18.819
8	33.362	34.006	22.168	18.412	1'47.948	270,7	9:26'06.767
9	33.318	33.854	22.070	18.967	1'48.209	270,7	9:27'54.976
10	33.758	33.842	22.283	18.518	1'48.401	270,7	9:29'43.377
11	33.473	33.665	22.128	18.287	1'47.553	270,7	9:31'30.930
12	33.457	35.018	22.262	25.953	1'56.690P	271,4	9:33'27.620
13	2'39.976	34.791	22.134	18.824	3'55.725P		9:37'23.345
14	33.542	34.061	22.665	18.427	1'48.695	268,7	9:39'12.040
15	33.294	33.721	22.163	18.270	1'47.448	270,0	9:40'59.488
16	33.276	34.075	22.759	18.241	1'48.351	271,4	9:42'47.839
17	33.632	34.794	23.007	18.088	1'49.521	272,0	9:44'37.360
18	34.863	34.988	22.351	18.180	1'50.382	270,0	9:46'27.742
19	33.492	33.942	22.195	18.458	1'48.087	271,4	9:48'15.829
20	33.342	34.394	22.246	25.833	1'55.815P	272,0	9:50'11.644
21	6'01.952	41.725	27.508	20.835	7'32.020P		9:57'43.664
22	39.040	35.403	22.374	18.334	1'55.151	171,4	9:59'38.815
23	34.160	34.147	21.966	18.204	1'48.477	269,3	10:01'27.292
24	34.176	34.287	21.911	18.197	1'48.571	266,0	10:03'15.863
25	33.235	33.640	22.303	18.226	1'47.404	271,4	10:05'03.267
26	33.502	33.606	22.088	18.515	1'47.711	270,7	10:06'50.978

199 ANSA Motorsports (1'44.455)

Lap	Seg.1	Seg.2	Seg.3	Seg.4	Lap Time	km/h	Local Time
Ron Atapattu							
1		46.906	32.529	25.856			9:12'59.555
2	40.919	42.112	24.850	21.159	2'09.040	219,5	9:15'08.595
3	39.204	39.194	25.110	21.734	2'05.242	264,1	9:17'13.837
4	38.174	38.198	24.713	20.258	2'01.343	255,9	9:19'15.180

03/11/2022

P = Pits In/Out - C = Lap Time Cancelled

Powered by FICr Perugia Timing

ROGER DUBUIS

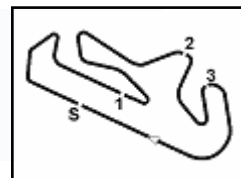




SQUADRA CORSE

6th ROUND

2.4



Autodromo Int. do Algarve 4.653 m

7 / 7

Lamborghini Super Trofeo - Round 6 - Portimao Super Trofeo North America - Analysis Free Practice 1

5	37.074	38.045	23.965	19.825	1'58.909	265,4	9:21'14.089
6	36.559	36.642	23.341	19.892	1'56.434	266,7	9:23'10.523
7	35.736	36.791	22.909	19.362	1'54.798	266,7	9:25'05.321
8	35.375	36.206	23.160	21.708	1'56.449	267,3	9:27'01.770
9	36.916	39.505	28.083	32.999	2'17.503P	265,4	9:29'19.273
10	2'33.801	49.395	25.335	38.976	4'27.507P		9:33'46.780
11	1'30.989	38.058	24.679	19.769	2'53.495P		9:36'40.275
12	36.630	37.929	24.870	19.800	1'59.229	266,0	9:38'39.504
13	35.776	38.063	24.381	19.329	1'57.549	268,7	9:40'37.053
14	35.930	38.105	23.401	19.819	1'57.255	269,3	9:42'34.308
15	35.719	39.658	24.703	35.334	2'15.414P	266,0	9:44'49.722
Jordan O'Brien							
16	2'30.616	34.038	21.648	17.686	3'43.988P		9:48'33.710
17	32.513	33.240	21.309	17.790	1'44.852	273,4	9:50'18.562
18	32.459	33.057	21.396	17.587	1'44.499	274,1	9:52'03.061
19	32.555	32.707	21.554	18.962	1'45.778	276,9	9:53'48.839
20	32.694	33.083	21.184	17.494	1'44.455	270,7	9:55'33.294
21	32.787	33.892	21.520	17.650	1'45.849	277,6	9:57'19.143
22	32.563	33.148	21.562	17.819	1'45.092	279,1	9:59'04.235
23	32.512	32.720	23.898	27.478	1'56.608P	275,5	10:01'00.843