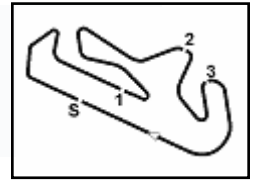




SQUADRA CORSE

6th ROUND

6.4



Lamborghini Super Trofeo - Round 6 - Portimao Super Trofeo North America - Analysis Qualifying 2

Autodromo Int. do Algarve 4.653 m

1 / 3

101 Wayne Taylor Racing (1'42.796)							
Lap	Seg.1	Seg.2	Seg.3	Seg.4	Lap Time	km/h	Local Time
Kyle Marcelli							
1		35.207	25.176	18.566			16:13'09.821
2	32.205	32.733	20.812	17.291	1'43.041	272,7	16:14'52.862
3	31.878	34.796	23.288	17.679	1'47.641	276,2	16:16'40.503
4	32.077	32.643	20.884	17.192	1'42.796	274,8	16:18'23.299
5	32.173	35.942	22.264	17.519	1'47.898	276,9	16:20'11.197
6	32.081	38.495	33.597	17.491	2'01.664	276,2	16:22'12.861
7	32.029	32.333	21.177	17.550	1'43.089	276,2	16:23'55.950
8	31.967	32.521	21.109	17.382	1'42.979	277,6	16:25'38.929
9	34.859	38.764	23.421	28.617	2'05.661P	278,4	16:27'44.590

102 Dream Racing Motorsport (1'57.074)							
Lap	Seg.1	Seg.2	Seg.3	Seg.4	Lap Time	km/h	Local Time
Alan Grossberg							
1		39.577	24.775	20.965			16:12'49.078
2	35.668	37.881	23.674	20.676	1'57.899	259,6	16:14'46.977
3	35.661	38.064	24.719	20.726	1'59.170	260,2	16:16'46.147
4	35.488	37.579	24.089	20.441	1'57.597	255,3	16:18'43.744
5	35.550	37.725	24.640	20.466	1'58.381	260,2	16:20'42.125
6	35.827	38.348	24.921	20.088	1'59.184	251,7	16:22'41.309
7	35.353	37.028	24.414	20.279	1'57.074	257,1	16:24'38.383
8	37.086	37.770	24.902	28.648	2'08.406P	248,3	16:26'46.789

103 Wayne Taylor Racing (1'46.753)							
Lap	Seg.1	Seg.2	Seg.3	Seg.4	Lap Time	km/h	Local Time
Randy Sellari							
1		34.440	21.994	18.030			16:12'26.521
2	33.489	34.085	21.449	18.168	1'47.191	272,7	16:14'13.712
3	33.335	33.815	21.984	18.034	1'47.168	273,4	16:16'00.880
4	35.521	34.280	21.722	18.015	1'49.538	274,1	16:17'50.418
5	33.347	33.977	22.122	19.480	1'48.926	273,4	16:19'39.344
6	33.902	34.293	21.624	18.122	1'47.941	270,7	16:21'27.285
7	33.323	34.146	21.555	18.117	1'47.141	274,1	16:23'14.426
8	33.413	34.345	21.858	17.882	1'47.498	274,8	16:25'01.924
9	33.571	34.168	21.965	17.970	1'47.674	274,8	16:26'49.598
10	33.066	34.203	21.587	17.897	1'46.753	274,1	16:28'36.351
11	32.979	33.805	30.158	28.270	2'05.212P	274,1	16:30'41.563

104 MCR Racing (1'47.606)							
Lap	Seg.1	Seg.2	Seg.3	Seg.4	Lap Time	km/h	Local Time
Bart Collins							
1		38.478	22.786	18.487			16:12'44.436
2	33.774	34.190	21.940	18.108	1'48.012	266,0	16:14'32.448
3	33.493	34.165	22.403	18.163	1'48.224	268,7	16:16'20.672
4	33.395	34.315	22.150	18.083	1'47.943	268,7	16:18'08.615
5	33.176	34.848	28.566	19.299	1'55.889	271,4	16:20'04.504
6	33.870	34.339	33.991	21.786	2'03.986	268,0	16:22'08.490
7	33.570	34.188	22.420	18.450	1'48.628	266,7	16:23'57.118
8	33.379	33.969	22.158	18.405	1'47.911	270,7	16:25'45.029
9	33.610	34.421	28.515	19.412	1'55.958	269,3	16:27'40.987
10	33.488	34.083	21.992	18.051	1'47.614	268,0	16:29'28.601
11	33.274	33.935	22.313	18.084	1'47.606	270,0	16:31'16.207

108 US RaceTronics (1'43.441)							
Lap	Seg.1	Seg.2	Seg.3	Seg.4	Lap Time	km/h	Local Time
Patrick Liddy							
1		34.820	24.380	17.882			16:12'03.836
2	33.010	33.163	21.318	17.448	1'44.939	274,8	16:13'48.775
3	32.395	33.178	23.302	17.620	1'46.495	277,6	16:15'35.270
4	32.381	32.852	20.946	17.548	1'43.727	276,9	16:17'18.997

5	32.296	32.621	21.076	17.519	1'43.512	278,4	16:19'02.509
6	32.267	35.991	29.438	17.348	1'55.044	277,6	16:20'57.553
7	1'05.471	36.536	24.354	17.243	2'23.604	276,9	16:23'21.157
8	33.395	40.128	24.719	17.509	1'55.751	276,9	16:25'16.908
9	32.403	33.105	20.839	17.573	1'43.920	276,2	16:27'00.828
10	32.261	32.796	20.820	17.564	1'43.441	277,6	16:28'44.269
11	32.056	32.811	21.161	17.500	1'43.528	277,6	16:30'27.797

109 TPC Racing (1'45.600)							
Lap	Seg.1	Seg.2	Seg.3	Seg.4	Lap Time	km/h	Local Time
Tyler Hoffman							
1		35.109	24.310	18.512			16:12'05.171
2	33.401	33.564	21.195	17.971	1'46.131	263,4	16:13'51.302
3	32.997	34.103	22.194	19.458	1'48.752	269,3	16:15'40.054
4	33.238	33.471	21.862	18.053	1'46.624	266,0	16:17'26.678
5	33.346	33.971	21.332	18.327	1'46.976	267,3	16:19'13.654
6	33.290	33.522	21.592	18.008	1'46.412	266,0	16:21'00.066
7	33.146	33.518	21.245	18.066	1'45.975	266,7	16:22'46.041
8	37.999	34.548	21.333	18.406	1'52.286	267,3	16:24'38.327
9	32.919	33.431	21.397	17.947	1'45.694	266,0	16:26'24.021
10	32.921	33.465	21.202	18.012	1'45.600	267,3	16:28'09.621
11	32.928	33.682	21.207	17.870	1'45.687	268,7	16:29'55.308
12	34.095	34.911	21.582	26.614	1'57.202P	268,0	16:31'52.510

113 US RaceTronics							
Lap	Seg.1	Seg.2	Seg.3	Seg.4	Lap Time	km/h	Local Time
Ofir Levy							
1							16:15'01.473

118 NTE Sport (1'51.009)							
Lap	Seg.1	Seg.2	Seg.3	Seg.4	Lap Time	km/h	Local Time
Tiger Tari							
1		38.068	23.306	18.992			16:12'25.316
2	34.551	36.377	22.777	19.503	1'53.208	265,4	16:14'18.524
3	34.607	36.391	22.864	19.213	1'53.075	264,1	16:16'11.599
4	34.587	37.371	23.648	18.800	1'54.406	266,7	16:18'06.005
5	34.699	35.639	22.945	18.839	1'52.122	268,0	16:19'58.127
6	34.030	35.406	22.763	19.329	1'51.528	266,7	16:21'49.655
7	34.458	35.241	22.659	18.651	1'51.009	264,1	16:23'40.664
8	34.489	35.332	22.675	18.777	1'51.273	268,7	16:25'31.937
9	34.051	35.730	22.878	19.537	1'52.196	268,0	16:27'24.133
10	34.399	35.504	22.740	18.968	1'51.611	265,4	16:29'15.744
11	34.178	35.201	22.475	19.306	1'51.160	267,3	16:31'06.904

119 MCR Racing (1'45.030)							
Lap	Seg.1	Seg.2	Seg.3	Seg.4	Lap Time	km/h	Local Time
Shehan Chandrasoma							
1		34.241	22.226	18.580			16:12'04.557
2	33.067	33.325	21.189	17.888	1'45.469	268,0	16:13'50.026
3	32.955	33.508	21.372	18.129	1'45.964	270,7	16:15'35.990
4	32.909	33.798	21.452	17.835	1'45.994	270,0	16:17'21.984
5	34.599	41.569	23.901	17.937	1'58.006	269,3	16:19'19.990
6	32.930	33.337	21.190	17.701	1'45.158	270,0	16:21'05.148
7	32.731	33.420	21.297	17.887	1'45.335	271,4	16:22'50.483
8	32.934	33.477	21.242	18.340	1'45.993	272,0	16:24'36.476
9	32.801	33.420	21.131	17.678	1'45.030	270,0	16:26'21.506
10	33.318	34.400	21.490	17.785	1'46.993	269,3	16:28'08.499
11	32.951	33.745	21.090	17.740	1'45.526	269,3	16:29'54.025
12	32.683	33.350	21.197	17.749	1'44.979C	270,0	16:31'39.004

120 Dream Racing Motorsport (1'45.272)							
Lap	Seg.1	Seg.2	Seg.3	Seg.4	Lap Time	km/h	Local Time

03/11/2022

P = Pits In/Out - C = Lap Time Cancelled

Powered by FICr Perugia Timing

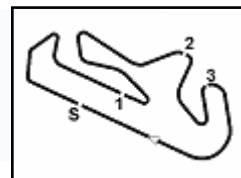
ROGER DUBUIS





6th ROUND

6.4



Lamborghini Super Trofeo - Round 6 - Portimao
Super Trofeo North America - Analysis Qualifying 2

Autodromo Int. do Algarve 4.653 m

2 / 3

Table with columns: Lap, Seg.1, Seg.2, Seg.3, Seg.4, Lap Time, km/h, Local Time. Driver: Alex Au. Laps 1-11.

Table with columns: Lap, Seg.1, Seg.2, Seg.3, Seg.4, Lap Time, km/h, Local Time. Laps 5-8.

146 PPM (1'43.998)

Table for driver Bryson Lew with columns: Lap, Seg.1, Seg.2, Seg.3, Seg.4, Lap Time, km/h, Local Time. Laps 1-8.

123 Taurino Racing by D Motorsport (1'43.660)

Table for driver Richard Antinucci with columns: Lap, Seg.1, Seg.2, Seg.3, Seg.4, Lap Time, km/h, Local Time. Laps 1-11.

147 PPM (1'43.326)

Table for driver Bryan Ortiz with columns: Lap, Seg.1, Seg.2, Seg.3, Seg.4, Lap Time, km/h, Local Time. Laps 1-7.

125 Wayne Taylor Racing (1'43.461)

Table for driver Thomas Long with columns: Lap, Seg.1, Seg.2, Seg.3, Seg.4, Lap Time, km/h, Local Time. Laps 1-12.

148 PPM (1'44.682)

Table for driver Nikko Reger with columns: Lap, Seg.1, Seg.2, Seg.3, Seg.4, Lap Time, km/h, Local Time. Laps 1-6.

127 Dream Racing Motorsport (1'43.460)

Table for driver Dario Capitanio with columns: Lap, Seg.1, Seg.2, Seg.3, Seg.4, Lap Time, km/h, Local Time. Laps 1-8.

150 US RaceTronics (1'43.879)

Table for driver Edoardo Piscopo with columns: Lap, Seg.1, Seg.2, Seg.3, Seg.4, Lap Time, km/h, Local Time. Laps 1-10.

130 ANSA Motorsports (1'42.749)

Table for driver Nelson jr Piquet with columns: Lap, Seg.1, Seg.2, Seg.3, Seg.4, Lap Time, km/h, Local Time. Laps 1-4.

151 MCR Racing (1'45.843)

Table for driver Claude Senhorette with columns: Lap, Seg.1, Seg.2, Seg.3, Seg.4, Lap Time, km/h, Local Time. Laps 1-10.

03/11/2022

P = Pits In/Out - C = Lap Time Cancelled

Powered by FICr Perugia Timing

ROGER DUBUIS

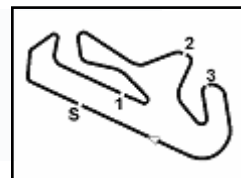




SQUADRA CORSE

6th ROUND

6.4



Lamborghini Super Trofeo - Round 6 - Portimao

Super Trofeo North America - Analysis Qualifying 2

Autodromo Int. do Algarve 4.653 m

3 / 3

11	33.174	35.669	24.304	27.076	2'00.223P	270,7	16:31'17.905
----	--------	--------	--------	--------	-----------	--------------	--------------

7	32.228	32.671	20.872	17.670	1'43.441	275,5	16:22'46.315
8	46.507	37.206	21.355	17.418	2'02.486	260,9	16:24'48.801
9	32.149	32.761	22.182	17.575	1'44.667	274,1	16:26'33.468
10	32.189	34.147	26.109	30.004	2'02.449P	274,1	16:28'35.917

153 Wayne Taylor Racing (1'43.973)

Lap	Seg.1	Seg.2	Seg.3	Seg.4	Lap Time	km/h	Local Time
Jordan Missig							
1		35.271	25.143	18.518			16:13'10.638
2	32.580	33.284	20.993	17.529	1'44.386	272,0	16:14'55.024
3	32.439	33.428	23.370	17.673	1'46.910	274,8	16:16'41.934
4	33.022	33.446	21.515	17.674	1'45.657	274,8	16:18'27.591
5	32.458	33.091	21.170	17.737	1'44.456	274,1	16:20'12.047
6	32.546	33.683	35.456	20.636	2'02.321	274,1	16:22'14.368
7	32.693	33.262	21.055	17.448	1'44.458	272,7	16:23'58.826
8	32.616	33.538	26.982	17.771	1'50.907	274,8	16:25'49.733
9	32.385	33.312	21.239	17.731	1'44.667	274,1	16:27'34.400
10	32.221	33.117	20.928	17.707	1'43.973	274,1	16:29'18.373
11	33.779	37.469	22.878	27.448	2'01.574P	275,5	16:31'19.947

189 NTE Sport (1'47.936)

Lap	Seg.1	Seg.2	Seg.3	Seg.4	Lap Time	km/h	Local Time
Fred Roberts							
1		35.477	22.494	18.730			16:12'23.196
2	33.950	34.046	22.041	18.418	1'48.455	264,7	16:14'11.651
3	33.258	34.034	22.298	18.429	1'48.019	268,0	16:15'59.670
4	39.638	37.306	22.257	18.366	1'57.567	268,0	16:17'57.237
5	33.355	34.070	22.182	18.329	1'47.936	267,3	16:19'45.173
6	36.953	38.108	26.589	33.650	2'15.300P	268,7	16:22'00.473

199 ANSA Motorsports (1'55.236)

Lap	Seg.1	Seg.2	Seg.3	Seg.4	Lap Time	km/h	Local Time
Ron Atapattu							
1		37.574	24.131	20.155			16:17'41.540
2	36.917	37.585	23.330	19.868	1'57.700	263,4	16:19'39.240
3	35.289	36.978	23.344	19.625	1'55.236	256,5	16:21'34.476
4	35.489	37.269	23.455	19.784	1'55.997	266,0	16:23'30.473
5	35.488	37.329	23.315	19.905	1'56.037	265,4	16:25'26.510
6	40.518	43.836	26.921	35.042	2'26.317P	263,4	16:27'52.827

154 Dream Racing Motorsport (1'51.452)

Lap	Seg.1	Seg.2	Seg.3	Seg.4	Lap Time	km/h	Local Time
Jason Gagne-Keats							
1		37.509	23.633	18.723			16:12'14.651
2	34.713	35.265	22.717	18.757	1'51.452	264,7	16:14'06.103
3	34.501	35.328	22.456	19.647	1'51.932	267,3	16:15'58.035
4	43.122	41.787	29.643	32.874	2'27.426P	213,4	16:18'25.461

164 Kpax Racing (1'47.895)

Lap	Seg.1	Seg.2	Seg.3	Seg.4	Lap Time	km/h	Local Time
Thomas Tait							
1		37.685	22.321	18.942			16:12'10.296
2	34.692	35.598	22.427	18.881	1'51.598	267,3	16:14'01.894
3	33.855	34.859	22.312	18.771	1'49.797	267,3	16:15'51.691
4	33.910	34.729	22.180	19.292	1'50.111	267,3	16:17'41.802
5	35.055	35.082	22.328	18.531	1'50.996	267,3	16:19'32.798
6	33.957	34.871	22.241	18.949	1'50.018	268,0	16:21'22.816
7	34.510	34.666	21.964	18.615	1'49.755	268,0	16:23'12.571
8	33.468	34.262	22.002	18.499	1'48.231	268,0	16:25'00.802
9	35.384	35.163	22.290	18.193	1'51.030	268,0	16:26'51.832
10	33.528	34.299	21.742	18.326	1'47.895	270,7	16:28'39.727
11	33.399	34.218	22.112	18.307	1'48.036	270,0	16:30'27.763

171 TPC Racing (1'42.810)

Lap	Seg.1	Seg.2	Seg.3	Seg.4	Lap Time	km/h	Local Time
Billy Johnson							
1		33.955	23.572	19.556			16:12'01.735
2	32.476	32.436	21.060	17.484	1'43.456	271,4	16:13'45.191
3	34.813	33.748	22.069	18.288	1'48.918	275,5	16:15'34.109
4	32.146	32.546	21.060	17.366	1'43.118	274,1	16:17'17.227
5	31.962	32.484	20.896	17.468	1'42.810	274,1	16:19'00.037
6	32.220	34.819	22.806	17.902	1'47.747	274,1	16:20'47.784
7	32.238	35.283	25.029	17.590	1'50.140	274,1	16:22'37.924
8	32.099	36.344	22.141	17.458	1'48.042	274,8	16:24'25.966
9	32.114	33.919	21.570	25.249	1'52.852P	274,1	16:26'18.818

188 Taurino Racing by D Motorsport (1'43.367)

Lap	Seg.1	Seg.2	Seg.3	Seg.4	Lap Time	km/h	Local Time
Giano Taurino							
1		34.310	26.017	17.789			16:12'03.232
2	32.565	32.583	21.030	17.481	1'43.659	272,7	16:13'46.891
3	32.237	32.602	21.015	17.513	1'43.367	274,8	16:15'30.258
4	32.389	32.609	21.143	17.546	1'43.687	274,8	16:17'13.945
5	37.924	45.700	24.000	17.683	2'05.307	274,8	16:19'19.252
6	32.343	32.758	20.985	17.536	1'43.622	272,7	16:21'02.874

03/11/2022

P = Pits In/Out - C = Lap Time Cancelled

Powered by FICr Perugia Timing

ROGER DUBUIS

