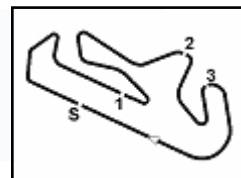




6<sup>th</sup> ROUND

7.6



# Lamborghini Super Trofeo - Round 6 - Portimao Super Trofeo North America - Analysis Race 1

Autodromo Int. do Algarve 4.653 m

Start at 10:58'33.061

1 / 7

101 Wayne Taylor Racing (1'43.746)								103 Wayne Taylor Racing (1'48.800)							
Lap	Seg.1	Seg.2	Seg.3	Seg.4	Lap Time	km/h	Local Time	Lap	Seg.1	Seg.2	Seg.3	Seg.4	Lap Time	km/h	Local Time
Danny Formal								Randy Sellari							
1		35.968	21.907	17.949	1'56.660		11:00'29.721	1		38.800	24.220	19.575	2'06.105		11:00'39.166
2	33.352	33.520	21.017	17.671	1'45.560	272,0	11:02'15.281	2	37.432	37.119	23.923	19.116	1'57.590	266,7	11:02'36.756
3	32.881	33.177	21.124	17.727	1'44.909	274,8	11:04'00.190	3	35.655	36.774	23.899	18.689	1'55.017	269,3	11:04'31.773
4	33.050	33.292	21.369	17.675	1'45.386	274,1	11:05'45.576	4	36.515	36.384	22.986	18.467	1'54.352	270,0	11:06'26.125
5	33.417	33.287	20.984	17.615	1'45.303	275,5	11:07'30.879	5	35.240	35.338	22.385	18.600	1'51.563	270,7	11:08'17.688
6	33.063	33.200	20.932	17.684	1'44.879	274,8	11:09'15.758	6	34.607	35.121	22.373	19.005	1'51.106	270,0	11:10'08.794
7	32.662	32.875	21.117	17.500	1'44.154	274,1	11:10'59.912	7	34.721	35.312	<b>21.922</b>	18.456	1'50.411	252,3	11:11'59.205
8	32.701	33.235	21.130	17.543	1'44.609	275,5	11:12'44.521	8	33.956	35.080	22.021	18.487	1'49.544	269,3	11:13'48.749
9	32.480	32.907	<b>20.845</b>	17.514	<b>1'43.746</b>	274,8	11:14'28.267	9	34.334	35.017	22.538	18.343	1'50.232	270,7	11:15'38.981
10	32.391	32.898	21.076	<b>17.468</b>	1'43.833	274,8	11:16'12.100	10	34.150	35.531	22.306	18.341	1'50.328	270,0	11:17'29.309
11	32.515	32.982	21.075	17.604	1'44.176	275,5	11:17'56.276	11	33.947	34.958	22.373	18.497	1'49.775	270,7	11:19'19.084
12	32.438	33.483	20.909	17.760	1'44.590	276,2	11:19'40.866	12	34.113	35.034	22.235	18.444	1'49.826	270,7	11:21'08.910
13	32.732	<b>32.857</b>	21.005	25.287	1'51.881P	274,8	11:21'32.747	13	34.470	36.112	22.518	18.437	1'51.537	270,0	11:23'00.447
Kyle Marcelli															
14	2'02.513	34.829	22.017	17.864	3'17.223P		11:24'49.970	14	34.360	35.128	23.065	27.172	1'59.725P	271,4	11:25'00.172
15	32.936	33.254	21.693	17.641	1'45.524	274,1	11:26'35.494	15	2'06.347	35.352	24.095	18.510	3'24.304P		11:28'24.476
16	32.949	33.511	23.251	17.958	1'47.669	275,5	11:28'23.163	16	33.856	35.261	22.213	18.417	1'49.747	272,0	11:30'14.223
17	32.770	33.295	21.154	17.520	1'44.739	273,4	11:30'07.902	17	34.069	35.448	22.181	<b>18.257</b>	1'49.955	271,4	11:32'04.178
18	32.469	33.517	21.432	17.637	1'45.055	276,9	11:31'52.957	18	34.008	35.330	23.038	18.853	1'51.229	270,0	11:33'55.407
19	33.137	33.302	21.389	17.807	1'45.635	<b>277,6</b>	11:33'38.592	19	34.067	35.103	22.378	18.551	1'50.099	272,0	11:35'45.506
20	32.918	33.838	21.439	17.648	1'45.843	273,4	11:35'24.435	20	33.968	34.877	22.068	18.405	1'49.318	272,0	11:37'34.824
21	33.052	33.546	21.253	17.599	1'45.450	275,5	11:37'09.885	21	34.094	35.830	22.778	18.342	1'51.044	271,4	11:39'25.868
22	32.970	33.625	21.389	17.551	1'45.535	275,5	11:38'55.420	22	<b>33.628</b>	<b>34.491</b>	22.239	18.442	<b>1'48.800</b>	272,0	11:41'14.668
23	32.454	33.172	21.031	17.543	1'44.200	275,5	11:40'39.620	23	34.121	35.641	22.574	18.312	1'50.648	271,4	11:43'05.316
24	32.433	32.916	20.897	18.089	1'44.335	274,8	11:42'23.955	24	34.441	34.694	22.405	18.374	1'49.914	274,1	11:44'55.230
25	32.320	33.156	21.176	17.492	1'44.144	273,4	11:44'08.099	25	34.064	35.245	22.222	18.594	1'50.125	271,4	11:46'45.355
26	<b>32.158</b>	33.997	21.082	17.798	1'45.035	<b>277,6</b>	11:45'53.134	26	34.593	35.280	22.351	18.445	1'50.669	271,4	11:48'36.024
27	34.297	32.951	21.240	17.575	1'46.063	276,2	11:47'39.197	27	34.566	35.015	23.774	18.727	1'52.082	<b>274,8</b>	11:50'28.106
28	32.473	32.934	21.635	17.545	1'44.587	275,5	11:49'23.784								Race Time 51'55.045
Race Time 50'50.723								<b>108 US RaceTronics (1'44.756)</b>							
Lap	Seg.1	Seg.2	Seg.3	Seg.4	Lap Time	km/h	Local Time	Lap	Seg.1	Seg.2	Seg.3	Seg.4	Lap Time	km/h	Local Time
Alan Grossberg								Damon Ockey							
1		41.980	25.186	20.616	2'14.830		11:00'47.891	1		38.108	22.743	18.767	2'01.784		11:00'34.845
2	39.908	39.333	24.942	20.534	2'04.717	263,4	11:02'52.608	2	36.172	35.410	22.034	19.528	1'53.144	272,0	11:02'27.989
3	37.920	38.550	24.173	20.946	2'01.589	252,3	11:04'54.197	3	34.481	35.067	22.035	18.418	1'50.001	271,4	11:04'17.990
4	37.587	38.378	23.992	21.041	2'00.998	264,1	11:06'55.195	4	34.049	34.605	21.659	18.187	1'48.500	272,0	11:06'06.490
5	36.510	37.978	23.834	20.588	1'58.910	264,1	11:08'54.105	5	33.712	34.287	21.408	18.301	1'47.708	273,4	11:07'54.198
6	36.104	39.073	24.562	20.282	2'00.021	264,7	11:10'54.126	6	33.951	34.727	21.600	18.392	1'48.670	272,7	11:09'42.868
7	36.827	38.088	24.854	20.327	2'00.096	265,4	11:12'54.222	7	33.958	34.543	21.882	18.106	1'48.489	272,7	11:11'31.357
8	35.803	37.070	23.609	20.379	1'56.861	264,1	11:14'51.083	8	33.543	35.112	21.750	18.259	1'48.664	273,4	11:13'20.021
9	36.762	37.321	24.989	19.986	1'59.058	254,7	11:16'50.141	9	33.891	34.271	22.523	19.056	1'49.741	272,7	11:15'09.762
10	36.227	37.492	23.352	20.117	1'57.188	262,8	11:18'47.329	10	33.676	34.563	21.449	18.446	1'48.134	268,7	11:16'57.896
11	36.200	38.572	24.336	26.716	2'05.824P	264,7	11:20'53.153	11	34.091	35.237	21.956	25.480	1'56.764P	273,4	11:18'54.660
Patrick Liddy															
12	2'13.260	37.654	23.778	20.150	3'34.842P		11:24'27.995	12	2'04.249	34.207	21.428	17.996	3'17.880P		11:22'12.540
13	36.902	38.143	24.793	20.302	2'00.140	260,9	11:26'28.135	13	32.885	33.617	21.488	17.773	1'45.763	274,1	11:23'58.303
14	35.656	<b>36.757</b>	25.233	20.432	1'58.078	263,4	11:28'26.213	14	32.800	33.382	21.304	17.872	1'45.358	275,5	11:25'43.661
15	35.296	37.218	24.154	<b>19.664</b>	1'56.332	263,4	11:30'22.545	15	32.860	33.357	21.083	18.033	1'45.333	274,8	11:27'28.994
16	37.318	36.815	23.794	19.900	1'57.827	264,7	11:32'20.372	16	33.411	33.560	21.116	17.857	1'45.944	276,2	11:29'14.938
17	35.275	37.042	24.423	20.119	1'56.859	262,8	11:34'17.231	17	32.781	33.428	21.170	17.724	1'45.103	274,8	11:31'00.041
18	35.226	37.426	23.910	20.061	1'56.623	262,8	11:36'13.854	18	32.538	33.396	<b>21.023</b>	17.840	1'44.797	276,2	11:32'44.838
19	35.881	36.858	23.643	20.071	1'56.453	263,4	11:38'10.307	19	32.844	33.266	21.207	17.654	1'44.971	276,2	11:34'29.809
20	<b>35.106</b>	36.893	23.392	20.121	<b>1'55.512</b>	264,1	11:40'05.819	20	<b>32.447</b>	33.351	21.231	17.727	<b>1'44.756</b>	274,8	11:36'14.565
21	35.307	37.593	<b>23.134</b>	21.098	1'57.132	262,8	11:42'02.951	21	33.074	<b>33.100</b>	21.370	17.785	1'45.329	275,5	11:37'59.894
22	37.752	38.408	23.729	20.220	2'00.109	259,0	11:44'03.060	22	33.186	33.692	21.548	17.811	1'46.237	<b>276,9</b>	11:39'46.131
23	35.356	37.863	23.826	20.055	1'57.100	263,4	11:46'00.160	23	33.323	33.665	21.338	17.786	1'46.112	276,2	11:41'32.243
24	35.222	37.578	24.085	19.887	1'56.772	<b>266,0</b>	11:47'56.932	24	32.725	33.651	21.437	17.836	1'45.649	<b>276,9</b>	11:43'17.892
25	35.204	38.575	24.361	20.283	1'58.423	264,1	11:49'55.355	25	34.299	34.667	21.297	17.670	1'47.933	275,5	11:45'05.825
Race Time 51'22.294								26 32.611 33.359 21.308 17.823 1'45.101 <b>276,9</b> 11:46'50.926							
								27 32.606 33.210 21.285 18.119 1'45.220 <b>276,9</b> 11:48'36.146							
								28 33.030 33.323 21.123 <b>17.609</b> 1'45.085 275,5 11:50'21.231							

04/11/2022

P = Pits In/Out - C = Lap Time Cancelled

Powered by FICr Perugia Timing

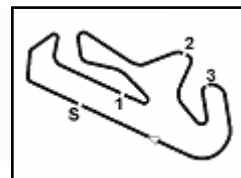
ROGER DUBUIS





6<sup>th</sup> ROUND

7.6



# Lamborghini Super Trofeo - Round 6 - Portimao Super Trofeo North America - Analysis Race 1

Autodromo Int. do Algarve 4.653 m

Start at 10:58'33.061

2 / 7

Race Time 51'48.170 + 5.000Pen

Race Time 51'08.806

109 TPC Racing (1'45.701)							114 Kpax Racing (1'48.707)								
Lap	Seg.1	Seg.2	Seg.3	Seg.4	Lap Time	km/h	Local Time	Lap	Seg.1	Seg.2	Seg.3	Seg.4	Lap Time	km/h	Local Time
Wesley Slimp							Slade Stewart								
1		41.418	24.486	20.084	2'11.942		11:00'45.003	1		41.380	24.248	19.733	2'12.264		11:00'45.325
2	38.573	38.478	23.711	18.916	1'59.678	260,9	11:02'44.681	2	37.127	37.433	22.918	19.245	1'56.723	263,4	11:02'42.048
3	35.961	36.853	23.587	18.956	1'55.357	266,7	11:04'40.038	3	36.400	37.107	23.103	19.165	1'55.775	265,4	11:04'37.823
4	35.764	37.227	22.863	19.014	1'54.868	266,0	11:06'34.906	4	35.935	36.905	23.234	18.974	1'55.048	265,4	11:06'32.871
5	34.567	35.871	22.642	18.577	1'51.657	266,0	11:08'26.563	5	35.252	36.076	22.487	19.025	1'52.840	266,7	11:08'25.711
6	34.821	36.124	22.703	18.306	1'51.954	268,0	11:10'18.517	6	34.241	36.011	23.002	18.581	1'51.835	265,4	11:10'17.546
7	34.123	35.339	22.175	18.300	1'49.937	268,0	11:12'08.454	7	34.356	34.959	21.865	18.317	1'49.497	<b>269,3</b>	11:12'07.043
8	34.008	34.979	22.151	18.486	1'49.624	268,0	11:13'58.078	8	<b>33.875</b>	35.498	22.213	<b>18.190</b>	1'49.776	268,0	11:13'56.819
9	34.310	35.227	22.155	18.578	1'50.270	267,3	11:15'48.348	9	34.512	35.235	21.828	18.435	1'50.010	267,3	11:15'46.829
10	34.153	35.377	22.996	18.455	1'50.981	264,7	11:17'39.329	10	34.405	35.261	22.054	18.480	1'50.200	268,0	11:17'37.029
11	34.134	36.029	23.696	18.542	1'52.401	267,3	11:19'31.730	11	34.310	35.031	22.253	19.196	1'50.790	268,7	11:19'27.819
12	34.292	35.359	22.303	18.687	1'50.641	267,3	11:21'22.371	12	33.920	<b>34.808</b>	<b>21.663</b>	18.316	<b>1'48.707</b>	268,7	11:21'16.526
13	34.240	34.865	22.016	18.678	1'49.799	267,3	11:23'12.170	13	34.221	35.344	21.679	18.595	1'49.839	268,0	11:23'06.365
14	35.114	35.181	23.178	26.255	1'59.728P	267,3	11:25'11.898	14	34.264	36.214	21.937	18.765	1'51.180	<b>269,3</b>	11:24'57.545
Tyler Hoffman							Race Time 45'50.565								
15	2'04.846	34.259	21.717	18.185	3'19.007P		11:28'30.905	15	35.939	35.638	23.343	28.053	2'02.973P	268,0	11:27'00.518
16	33.603	35.258	21.877	18.219	1'48.957	264,7	11:30'19.862	16	2'08.851	36.237	22.627	18.774	3'26.489P		11:30'27.007
17	33.227	34.515	21.904	18.148	1'47.794	266,0	11:32'07.656	17	34.100	35.993	22.722	18.603	1'51.418	266,7	11:32'18.425
18	32.981	33.924	21.760	18.150	1'46.815	267,3	11:33'54.471	18	34.740	35.907	22.362	19.048	1'52.057	267,3	11:34'10.482
19	34.058	33.592	21.702	18.023	1'47.375	268,0	11:35'41.846	19	34.650	35.444	22.849	19.232	1'52.175	267,3	11:36'02.657
20	33.083	<b>33.408</b>	21.188	<b>18.022</b>	<b>1'45.701</b>	267,3	11:37'27.547	20	34.832	35.682	22.458	19.080	1'52.052	266,7	11:37'54.709
21	33.115	33.531	21.238	18.077	1'45.961	268,0	11:39'13.508	21	35.112	36.940	22.796	18.636	1'53.484	262,1	11:39'48.193
22	33.684	33.602	21.459	18.135	1'46.880	266,0	11:41'00.388	22	34.686	35.661	22.862	25.181	1'58.390	<b>269,3</b>	11:41'46.583
23	33.373	33.562	21.438	18.117	1'46.490	266,0	11:42'46.878	23	44.245	50.694	27.739	34.365	2'37.043P	192,5	11:44'23.626
Race Time 51'22.339							Race Time 45'50.565								

113 US RaceTronics (1'50.505)							
Lap	Seg.1	Seg.2	Seg.3	Seg.4	Lap Time	km/h	Local Time
Jon Hirshberg							
1		39.932	24.202	19.832	2'09.831		11:00'42.892
2	37.951	37.974	23.371	19.622	1'58.918	255,3	11:02'41.810
3	37.150	37.726	23.568	19.440	1'57.884	266,0	11:04'39.694
4	35.838	36.837	23.313	19.746	1'55.734	268,7	11:06'35.428
5	35.958	36.056	23.006	18.865	1'53.885	265,4	11:08'29.313
6	35.080	35.837	22.740	18.620	1'52.277	270,0	11:10'21.590
7	34.660	<b>35.179</b>	22.185	18.608	1'50.632	269,3	11:12'12.222
8	34.882	36.364	22.282	18.712	1'52.240	269,3	11:14'04.462
9	35.513	36.184	22.450	19.250	1'53.397	267,3	11:15'57.859
10	35.514	37.106	22.761	18.566	1'53.947	266,0	11:17'51.806
11	34.724	36.202	22.876	18.678	1'52.480	268,7	11:19'44.286
12	<b>34.281</b>	35.560	22.386	26.446	1'58.673P	269,3	11:21'42.959
Ofir Levy							
13	2'10.658	36.756	22.565	18.817	3'28.796P		11:25'11.755
14	35.317	37.247	22.822	19.606	1'54.992	267,3	11:27'06.747
15	35.246	36.048	<b>22.161</b>	18.608	1'52.063	264,1	11:28'58.810
16	34.354	36.064	22.549	18.634	1'51.601	268,7	11:30'50.411
17	36.144	35.689	22.429	18.684	1'52.946	<b>270,7</b>	11:32'43.357
18	35.679	35.290	22.180	<b>18.317</b>	1'51.466	268,7	11:34'34.823
19	34.370	35.251	22.426	18.458	<b>1'50.505</b>	267,3	11:36'25.328
20	34.844	35.639	22.338	19.844	1'52.665	269,3	11:38'17.993
21	35.942	35.696	22.917	18.813	1'53.368	254,1	11:40'11.361
22	34.884	35.977	22.595	18.785	1'52.241	269,3	11:42'03.602
23	35.353	37.110	22.411	18.913	1'53.787	269,3	11:43'57.389
24	35.639	36.885	23.420	18.756	1'54.700	268,7	11:45'52.089
25	35.618	36.500	23.126	19.331	1'54.575	268,0	11:47'46.664
26	35.885	37.566	22.783	18.969	1'55.203	264,7	11:49'41.867

118 NTE Sport (1'50.503)							
Lap	Seg.1	Seg.2	Seg.3	Seg.4	Lap Time	km/h	Local Time
Tiger Tari							
1		41.369	25.585	20.011	2'13.281		11:00'46.342
2	37.675	38.572	24.367	19.814	2'00.428	264,1	11:02'46.770
3	34.461	36.687	23.762	19.211	1'54.121	266,7	11:04'40.891
4	35.357	37.190	24.150	19.280	1'55.977	268,0	11:06'36.868
5	34.860	36.356	22.695	19.114	1'53.025	269,3	11:08'29.893
6	34.847	36.031	22.634	18.971	1'52.483	267,3	11:10'22.376
7	34.219	35.370	22.174	<b>18.740</b>	<b>1'50.503</b>	268,7	11:12'12.879
8	34.561	36.638	22.118	18.837	1'52.154	269,3	11:14'05.033
9	36.055	35.522	22.567	19.414	1'53.558	270,0	11:15'58.591
10	34.768	35.154	22.407	18.830	1'51.159	267,3	11:17'49.750
11	34.247	35.464	22.269	18.890	1'50.870	270,0	11:19'40.620
12	34.771	35.761	22.695	27.602	2'00.829P	268,7	11:21'41.449
13	2'12.453	36.855	22.480	19.559	3'31.347P		11:25'12.796
14	57.650	35.664	22.423	19.363	2'15.100	264,1	11:27'27.896
15	34.749	35.922	22.694	18.787	1'52.152	266,0	11:29'20.048
16	35.232	35.703	22.390	19.291	1'52.616	268,7	11:31'12.664
17	34.211	35.457	22.489	19.252	1'51.409	266,0	11:33'04.073
18	34.329	35.376	<b>22.068</b>	19.150	1'50.923	264,7	11:34'54.996
19	34.503	35.644	22.643	19.071	1'51.861	266,0	11:36'46.857
20	35.133	35.828	22.805	19.474	1'53.240	266,0	11:38'40.097
21	34.726	35.495	22.603	19.328	1'52.152	268,0	11:40'32.249
22	34.456	35.746	22.571	19.372	1'52.145	266,0	11:42'24.394
23	35.111	36.490	23.526	19.138	1'54.265	266,7	11:44'18.659
24	34.623	35.791	22.654	19.873	1'52.941	268,7	11:46'11.600
25	35.312	35.843	22.470	18.937	1'52.562	270,0	11:48'04.162
26	<b>34.123</b>	<b>34.952</b>	24.816	19.650	1'53.541	<b>270,7</b>	11:49'57.703
Race Time 51'24.642							

119 MCR Racing (1'45.828)							
Lap	Seg.1	Seg.2	Seg.3	Seg.4	Lap Time	km/h	Local Time
Shehan Chandrasoma							
1		36.312	23.131	18.673	1'58.586		11:00'31.647
2	35.622	34.728	21.461	18.076	1'49.887	268,0	11:02'21.534

04/11/2022 P = Pits In/Out - C = Lap Time Cancelled

Powered by FICr Perugia Timing

ROGER DUBUIS



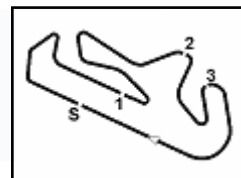




SQUADRA CORSE

# 6<sup>th</sup> ROUND

# 7.6



## Lamborghini Super Trofeo - Round 6 - Portimao Super Trofeo North America - Analysis Race 1

Autodromo Int. do Algarve 4.653 m

Start at 10:58'33.061

4 / 7

Edoardo Liberati							
1	36.023	22.316	18.718	2'16.147		11:00'49.208	
2	36.472	37.021	23.547	18.608	1'55.648	268,7	11:02'44.856
3	34.022	34.290	21.026	18.235	1'47.573	270,0	11:04'32.429
4	34.600	33.672	20.994	17.627	1'46.893	269,3	11:06'19.322
5	32.567	33.033	20.926	17.726	<b>1'44.252</b>	272,0	11:08'03.574
6	32.646	<b>32.974</b>	20.921	17.874	1'44.415	270,7	11:09'47.989
7	32.770	33.293	<b>20.840</b>	17.599	1'44.502	270,7	11:11'32.491
8	32.730	33.727	20.927	17.576	1'44.960	273,4	11:13'17.451
9	32.488	33.515	21.033	17.530	1'44.566	272,0	11:15'02.017
10	<b>32.430</b>	33.725	21.463	18.184	1'45.802	274,1	11:16'47.819
11	32.963	33.309	21.329	24.860	1'52.461P	271,4	11:18'40.280
12	2'03.962	34.153	21.673	17.623	3'17.411P		11:21'57.691

Dario Capitanio							
13	33.677	33.543	21.362	17.594	1'46.176	272,0	11:23'43.867
14	32.607	33.611	21.575	17.609	1'45.402	271,4	11:25'29.269
15	32.613	33.075	21.290	17.771	1'44.749	272,7	11:27'14.018
16	32.751	33.483	21.158	17.933	1'45.325	274,1	11:28'59.343
17	33.781	33.313	21.136	17.578	1'45.808	273,4	11:30'45.151
18	32.575	33.076	21.076	17.567	1'44.294	273,4	11:32'29.445
19	32.491	33.100	21.228	17.707	1'44.526	272,7	11:34'13.971
20	32.852	35.082	21.533	17.831	1'47.298	272,0	11:36'01.269
21	32.861	33.159	21.356	17.652	1'45.028	270,7	11:37'46.297
22	32.899	33.016	21.306	17.680	1'44.901	272,0	11:39'31.198
23	32.558	33.098	21.136	17.681	1'44.473	272,7	11:41'15.671
24	33.428	33.576	22.081	18.221	1'47.306	274,1	11:43'02.977
25	32.822	33.084	21.761	17.629	1'45.296	273,4	11:44'48.273
26	32.601	32.979	21.310	17.644	1'44.534	274,8	11:46'32.800
27	32.584	32.986	21.543	<b>17.468</b>	1'44.581	274,8	11:48'17.388
28	32.629	33.060	21.342	17.751	1'44.782	<b>275,5</b>	11:50'02.170

Race Time 51'29.109 + 5.000Pen

146 PPM (1'45.292)									
Lap	Seg.1	Seg.2	Seg.3	Seg.4	Lap Time	km/h	Local Time		
John DuBets									
1		36.453	22.879	18.491	1'57.658		11:00'30.719		
2	1'02.710	36.373	21.932	18.051	2'19.066	271,4	11:02'49.785		
3	33.982	34.333	22.516	18.062	1'48.893	272,7	11:04'38.678		
4	34.158	33.751	21.449	18.453	1'47.811	274,1	11:06'26.489		
5	33.875	33.775	21.252	18.060	1'46.962	271,4	11:08'13.451		
6	33.431	33.885	21.126	17.972	1'46.414	272,7	11:09'59.865		
7	33.270	33.812	21.204	18.008	1'46.294	272,7	11:11'46.159		
8	33.221	33.740	21.221	17.991	1'46.173	272,7	11:13'32.332		
9	32.875	33.789	21.632	18.081	1'46.377	273,4	11:15'18.709		
10	33.032	33.940	<b>21.088</b>	18.007	1'46.067	272,7	11:17'04.776		
11	33.116	33.886	21.275	17.856	1'46.133	272,7	11:18'50.909		
12	33.031	34.444	21.112	17.819	1'46.406	272,0	11:20'37.315		
13	33.075	<b>33.342</b>	21.271	17.604	<b>1'45.292</b>	274,1	11:22'22.607		
14	<b>32.736</b>	33.637	21.188	24.449	1'52.010P	274,1	11:24'14.617		
Bryson Lew									
15	2'05.428	33.657	1'07.457	18.285	4'04.827P		11:28'19.444		
16	33.408	33.855	21.663	17.789	1'46.715	272,7	11:30'06.159		
17	33.120	33.369	21.462	17.909	1'45.860	274,1	11:31'52.019		
18	33.564	33.404	21.555	17.708	1'46.231	271,4	11:33'38.250		
19	32.980	33.511	21.673	17.895	1'46.059	272,7	11:35'24.309		
20	33.859	34.343	22.084	17.769	1'48.055	272,7	11:37'12.364		
21	32.764	33.452	21.695	17.867	1'45.778	274,1	11:38'58.142		
22	33.121	34.234	21.680	17.720	1'46.755	274,1	11:40'44.897		
23	32.775	33.461	21.577	17.654	1'45.467	274,1	11:42'30.364		
24	32.935	33.666	21.924	17.680	1'46.205	274,1	11:44'16.569		
25	33.406	33.736	21.733	17.711	1'46.586	274,8	11:46'03.155		
26	33.215	34.729	21.568	17.726	1'47.238	<b>275,5</b>	11:47'50.393		
27	32.867	34.525	21.443	<b>17.549</b>	1'46.384	274,8	11:49'36.777		

Race Time 51'03.716

130 ANSA Motorsports (1'43.738)							
Lap	Seg.1	Seg.2	Seg.3	Seg.4	Lap Time	km/h	Local Time
Nelson jr Piquet							
1		33.812	20.984	17.960	1'47.455		11:00'20.516
2	33.117	33.271	20.773	17.572	1'44.733	273,4	11:02'05.249
3	32.555	33.041	20.794	17.539	1'43.929	275,5	11:03'49.178
4	32.580	33.164	21.960	18.092	1'45.796	275,5	11:05'34.974
5	32.704	33.275	20.899	17.582	1'44.460	275,5	11:07'19.434
6	32.361	32.951	20.796	17.630	<b>1'43.738</b>	276,9	11:09'03.172
7	32.344	32.937	20.843	17.804	1'43.928	275,5	11:10'47.100
8	32.468	33.085	<b>20.760</b>	17.635	1'43.948	275,5	11:12'31.048
9	32.440	32.811	20.878	17.627	1'43.756	276,9	11:14'14.804
10	32.396	33.007	21.178	17.671	1'44.252	277,6	11:15'59.056
11	34.270	33.385	21.075	17.632	1'46.362	277,6	11:17'45.418
12	32.428	33.040	21.628	25.886	1'52.982P	276,9	11:19'38.400
13	2'05.837	34.267	21.226	17.615	3'18.945P		11:22'57.345
14	32.683	33.066	20.999	17.796	1'44.544	276,9	11:24'41.889
15	32.319	<b>32.797</b>	21.136	17.663	1'43.915	277,6	11:26'25.804
16	32.338	33.048	21.203	17.695	1'44.284	276,9	11:28'10.088
17	33.096	34.199	21.611	17.850	1'46.756	277,6	11:29'56.844
18	32.300	32.942	21.038	17.569	1'43.849	277,6	11:31'40.693
19	32.575	33.259	21.333	17.675	1'44.842	276,9	11:33'25.535
20	32.402	33.041	21.153	17.701	1'44.297	275,5	11:35'09.832
21	32.402	32.864	21.116	<b>17.494</b>	1'43.876	274,1	11:36'53.708
22	32.481	33.349	21.405	17.581	1'44.816	276,2	11:38'38.524
23	32.358	32.869	21.178	17.512	1'43.917	276,9	11:40'22.441
24	32.328	33.170	21.125	17.548	1'44.171	277,6	11:42'06.612
25	32.924	33.160	21.095	17.709	1'44.888	277,6	11:43'51.500
26	32.336	32.813	21.185	17.804	1'44.138	277,6	11:45'35.638
27	32.406	32.846	21.221	17.535	1'44.008	277,6	11:47'19.646
28	<b>32.169</b>	32.909	21.173	17.643	1'43.894	<b>279,1</b>	11:49'03.540

Race Time 50'30.479

147 PPM (1'44.544)									
Lap	Seg.1	Seg.2	Seg.3	Seg.4	Lap Time	km/h	Local Time		
Sebastian Carazo									
1		35.060	21.603	18.107	1'53.097		11:00'26.158		
2	33.802	34.258	21.159	17.953	1'47.172	271,4	11:02'13.330		
3	33.000	33.410	21.147	18.033	1'45.590	273,4	11:03'58.920		
4	33.042	33.405	21.346	17.893	1'45.686	272,0	11:05'44.606		
5	32.927	33.408	21.359	17.935	1'45.629	272,7	11:07'30.235		
6	33.376	34.257	21.350	18.051	1'47.034	272,7	11:09'17.269		
7	32.966	35.036	21.699	17.903	1'47.604	271,4	11:11'04.873		
8	33.175	33.929	21.280	17.987	1'46.371	273,4	11:12'51.244		
9	32.947	33.735	21.247	17.958	1'45.887	272,0	11:14'37.131		
10	32.978	33.794	21.851	18.372	1'46.995	273,4	11:16'24.126		
11	32.904	33.655	21.700	18.027	1'46.286	271,4	11:18'10.412		
12	33.580	33.794	21.615	25.010	1'53.999P	272,0	11:20'04.411		
Bryan Ortiz									
13	2'04.372	33.983	21.082	17.850	3'17.287P		11:23'21.698		
14	32.885	34.554	21.201	17.844	1'46.484	272,7	11:25'08.182		
15	32.842	33.331	20.956	17.807	1'44.936	272,7	11:26'53.118		
16	32.570	33.397	<b>20.949</b>	17.683	1'44.599	274,1	11:28'37.717		
17	32.590	33.817	21.048	17.946	1'45.401	274,8	11:30'23.118		
18	33.904	33.485	21.312	17.937	1'46.638	276,2	11:32'09.756		
19	32.554	33.173	21.416	17.807	1'44.950	274,8	11:33'54.706		
20	33.318	<b>33.083</b>	21.341	<b>17.550</b>	1'45.292	274,1	11:35'39.998		
21	<b>32.522</b>	33.326	21.137	17.559	<b>1'44.544</b>	274,1	11:37'24.542		
22	32.533	33.308	21.593	18.012	1'45.446	275,5	11:39'09.988		
23	32.787	33.330	21.134	17.690	1'44.941	273,4	11:40'54.929		
24	32.705	33.226	21.193	17.763	1'44.887	275,5	11:42'39.816		
25	32.629	33.468	21.117	17.717	1'44.931	276,2	11:44'24.747		
26	32.801	33.473	21.442	17.961	1'45.677	<b>276,9</b>	11:46'10.424		
27	32.930	33.377	20.980	18.267	1'45.554	276,2	11:47'55.978		
28	33.049	33.411	21.078	18.358	1'45.896	274,8	11:49'41.874		

04/11/2022

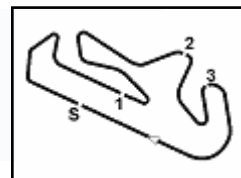
P = Pits In/



SQUADRA CORSE

# 6<sup>th</sup> ROUND

7.6



## Lamborghini Super Trofeo - Round 6 - Portimao Super Trofeo North America - Analysis Race 1

Autodromo Int. do Algarve 4.653 m

Start at 10:58'33.061

5 / 7

Race Time 51'08.813

148 PPM (1'45.544)							
Lap	Seg.1	Seg.2	Seg.3	Seg.4	Lap Time	km/h	Local Time
David Staab							
1		37.242	23.189	18.916	2'01.117		11:00'34.178
2	35.883	35.860	22.040	18.525	1'52.308	269,3	11:02'26.486
3	34.910	34.914	21.819	18.080	1'49.723	270,7	11:04'16.209
4	33.854	34.278	21.626	17.927	1'47.685	271,4	11:06'03.894
5	33.545	34.467	21.720	17.992	1'47.724	272,0	11:07'51.618
6	33.301	34.076	21.519	17.946	1'46.842	273,4	11:09'38.460
7	33.130	33.882	21.452	18.287	1'46.751	272,7	11:11'25.211
8	33.632	33.843	21.756	18.052	1'47.283	270,0	11:13'12.494
9	33.049	33.939	21.594	18.213	1'46.795	272,0	11:14'59.289
10	33.664	34.247	22.084	18.265	1'48.260	272,0	11:16'47.549
11	33.861	33.818	<b>21.211</b>	18.051	1'46.941	271,4	11:18'34.490
12	32.885	33.599	21.701	25.013	1'53.198P	272,0	11:20'27.688
Nikko Reger							
13	2'04.476	34.300	21.730	18.030	3'18.536P		11:23'46.224
14	33.159	33.666	21.344	17.922	1'46.091	271,4	11:25'32.315
15	33.112	<b>33.302</b>	21.464	17.822	1'45.700	272,7	11:27'18.015
16	32.991	33.700	21.417	17.786	1'45.894	273,4	11:29'03.909
17	32.955	33.795	21.831	18.106	1'46.687	273,4	11:30'50.596
18	34.477	33.594	21.552	17.924	1'47.547	263,4	11:32'38.143
19	33.069	33.797	21.519	17.908	1'46.293	271,4	11:34'24.436
20	32.996	33.738	22.356	17.841	1'46.931	272,0	11:36'11.367
21	33.065	34.175	21.521	18.140	1'46.901	272,7	11:37'58.268
22	33.187	34.473	21.873	17.989	1'47.522	270,7	11:39'45.790
23	33.877	33.875	21.428	17.902	1'47.082	271,4	11:41'32.872
24	32.956	33.519	21.574	17.860	1'45.909	273,4	11:43'18.781
25	33.497	35.137	21.571	17.855	1'48.060	<b>274,1</b>	11:45'06.841
26	32.947	33.427	22.065	17.812	1'46.251	<b>274,1</b>	11:46'53.092
27	<b>32.812</b>	33.557	21.521	<b>17.654</b>	<b>1'45.544</b>	<b>274,1</b>	11:48'38.636
28					1'47.693	<b>274,1</b>	11:50'26.329
Race Time 51'53.268							

150 US RaceTronics (1'43.851)							
Lap	Seg.1	Seg.2	Seg.3	Seg.4	Lap Time	km/h	Local Time
Patrick Kujala							
1		33.885	21.067	17.906	1'48.583		11:00'21.644
2	33.047	33.885	21.086	17.725	1'45.743	271,4	11:02'07.387
3	32.804	33.055	20.750	17.803	1'44.412	272,0	11:03'51.799
4	32.947	33.034	20.819	17.763	1'44.563	272,0	11:05'36.362
5	32.643	33.024	20.825	18.111	1'44.603	272,7	11:07'20.965
6	33.038	33.323	20.781	18.023	1'45.165	270,0	11:09'06.130
7	32.605	33.205	20.902	17.943	1'44.655	272,0	11:10'50.785
8	32.663	32.968	20.762	17.985	1'44.378	271,4	11:12'35.163
9	32.570	<b>32.956</b>	20.675	17.989	1'44.190	272,0	11:14'19.353
10	<b>32.382</b>	33.004	<b>20.579</b>	17.886	<b>1'43.851</b>	272,0	11:16'03.204
11	32.829	33.257	21.043	17.966	1'45.095	272,0	11:17'48.299
12	32.768	33.476	20.935	17.856	1'45.035	272,7	11:19'33.334
13	32.871	33.245	21.601	17.963	1'45.680	273,4	11:21'19.014
14	32.589	33.353	20.936	17.949	1'44.827	272,0	11:23'03.841
15	32.703	33.478	21.024	17.875	1'45.080	273,4	11:24'48.921
16	32.449	32.957	20.832	25.112	1'51.350P	273,4	11:26'40.271
Edoardo Piscopo							
17	2'02.958	33.915	21.768	18.142	3'16.783P		11:29'57.054
18	33.118	33.850	21.522	17.832	1'46.322	273,4	11:31'43.376
19	32.748	33.762	21.534	17.604	1'45.648	272,7	11:33'29.024
20	32.894	33.911	49.884	18.950	2'15.639	274,1	11:35'44.663
21	33.177	33.483	21.365	17.761	1'45.786	272,0	11:37'30.449
22	32.546	33.211	21.354	17.640	1'44.751	274,1	11:39'15.200
23	33.045	34.584	21.499	17.703	1'46.831	275,5	11:41'02.031
24	32.664	33.829	21.500	17.758	1'45.751	275,5	11:42'47.782
25	32.821	33.450	21.456	17.668	1'45.395	275,5	11:44'33.177

26	33.106	33.266	21.350	<b>17.495</b>	1'45.217	274,8	11:46'18.394
27	32.697	33.373	21.725	18.385	1'46.180	<b>276,2</b>	11:48'04.574
28	34.649	34.185	21.737	17.794	1'48.365	271,4	11:49'52.939

Race Time 51'19.878

151 MCR Racing (1'47.548)							
Lap	Seg.1	Seg.2	Seg.3	Seg.4	Lap Time	km/h	Local Time
Claude Senhoret							
1		36.293	22.157	18.574	1'58.791		11:00'31.852
2	36.536	34.588	21.754	18.441	1'51.319	256,5	11:02'23.171
3	33.871	<b>34.135</b>	21.388	18.382	1'47.776	267,3	11:04'10.947
4	33.890	34.317	21.575	18.311	1'48.093	268,0	11:05'59.040
5	33.800	34.418	21.805	18.771	1'48.794	<b>268,7</b>	11:07'47.834
6	33.707	34.152	21.408	18.393	1'47.660	265,4	11:09'35.494
7	33.736	34.466	<b>21.376</b>	18.266	1'47.844	268,0	11:11'23.338
8	33.651	34.162	21.524	<b>18.211</b>	<b>1'47.548</b>	<b>268,7</b>	11:13'10.886
9	<b>33.376</b>	34.146	21.664	18.475	1'47.661	<b>268,7</b>	11:14'58.547
10	34.340	36.700	21.883	19.429	1'52.352	260,9	11:16'50.899
Race Time 18'17.838							

153 Wayne Taylor Racing							
Lap	Seg.1	Seg.2	Seg.3	Seg.4	Lap Time	km/h	Local Time
Aidan Yoder							
1		36.085	<b>22.337</b>	<b>18.206</b>	1'57.835		11:00'30.896
2	59.392	52.291	30.016	43.783	3'05.482P	<b>271,4</b>	11:03'36.378
3	2'27.190	<b>35.078</b>	22.564	48.978	4'13.810P		11:07'50.188
Race Time 9'17.127							

154 Dream Racing Motorsport (1'47.184)							
Lap	Seg.1	Seg.2	Seg.3	Seg.4	Lap Time	km/h	Local Time
Charlie Martin							
1		38.175	23.301	18.881	2'31.370		11:01'04.431
2	37.658	38.179	22.881	18.384	1'57.102	261,5	11:03'01.533
3	35.808	36.249	22.642	18.253	1'52.952	268,7	11:04'54.485
4	36.333	35.123	22.383	18.222	1'52.061	264,1	11:06'46.546
5	34.253	34.409	21.622	<b>18.001</b>	1'48.285	270,7	11:08'34.831
6	33.770	34.987	21.878	18.198	1'48.833	270,7	11:10'23.664
7	33.901	34.796	22.469	18.296	1'49.462	270,7	11:12'13.126
8	34.596	36.716	22.764	18.015	1'52.091	260,2	11:14'05.217
9	34.881	34.189	21.597	18.064	1'48.731	271,4	11:15'53.948
10	33.477	34.337	21.835	18.103	1'47.752	270,7	11:17'41.700
11	34.295	<b>34.097</b>	22.156	18.276	1'48.824	266,0	11:19'30.524
12	33.644	34.315	23.289	18.201	1'49.449	271,4	11:21'19.973
13	<b>33.225</b>	34.240	21.625	18.094	<b>1'47.184</b>	<b>272,7</b>	11:23'07.157
14	33.943	34.800	<b>21.541</b>	18.111	1'48.395	272,0	11:24'55.552
15	33.837	34.548	21.752	24.787	1'54.924P	270,7	11:26'50.476
16	2'13.031	36.434	23.571	19.328	3'32.364P		11:30'22.840
17	35.799	35.394	22.833	18.843	1'52.869	265,4	11:32'15.709
Jason Gagne-Keats							
18	35.867	36.818	22.756	19.086	1'54.527	267,3	11:34'10.236
19	35.148	36.677	23.471	18.960	1'54.256	266,0	11:36'04.492
20	35.172	35.840	22.927	20.193	1'54.132	264,1	11:37'58.624
21	35.493	35.690	23.511	19.227	1'53.921	264,7	11:39'52.545
22	35.176	35.682	23.237	19.722	1'53.817	266,0	11:41'46.362
23	35.616	35.868	23.326	19.424	1'54.234	263,4	11:43'40.596
24	35.306	36.263	24.306	19.372	1'55.247	266,7	11:45'35.843
25	35.730	36.481	23.111	19.642	1'54.964	267,3	11:47'30.807
26	35.628	36.765	24.251	19.543	1'56.187	265,4	11:49'26.994
Race Time 50'53.933							

164 Kpax Racing (1'47.159)							
Lap	Seg.1	Seg.2	Seg.3	Seg.4	Lap Time	km/h	Local Time
Thomas Tait							
1		38.164	23.505	19.569	2'06.550		11:00'39.611
2	36.441	36.423	22.466	18.784	1'54.114	264,1	11:02'33.725
3	34.691	35.712	22.353	18.458	1'51.214	267,3	11:04'24.939
4	34.048	35.113	22.111	18.461	1'49.733	268,0	11:06'14.672

04/11/2022

P = Pits In/Out - C = Lap Time Cancelled

Powered by FICr Perugia Timing

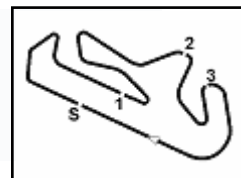
ROGER DUBUIS





6<sup>th</sup> ROUND

7.6



# Lamborghini Super Trofeo - Round 6 - Portimao Super Trofeo North America - Analysis Race 1

Autodromo Int. do Algarve 4.653 m

Start at 10:58'33.061

6 / 7

5	33.841	35.061	22.557	18.552	1'50.011	268,0	11:08'04.683	5	32.287	32.775	<b>20.722</b>	17.632	1'43.416	272,0	11:07'17.925
6	33.759	34.490	21.838	18.172	1'48.259	270,7	11:09'52.942	6	32.243	32.811	20.736	17.541	<b>1'43.331</b>	272,0	11:09'01.256
7	33.300	34.556	21.717	18.114	1'47.687	269,3	11:11'40.629	7	32.486	32.965	20.775	17.643	1'43.869	272,0	11:10'45.125
8	33.546	34.952	21.903	18.169	1'48.570	270,7	11:13'29.199	8	32.473	32.889	20.978	17.619	1'43.959	272,0	11:12'29.084
9	33.582	34.947	22.524	18.969	1'50.022	269,3	11:15'19.221	9	32.353	32.788	20.824	<b>17.537</b>	1'43.502	272,0	11:14'12.586
10	34.237	35.063	22.128	18.580	1'50.008	265,4	11:17'09.229	10	32.366	33.135	21.396	18.102	1'44.999	273,4	11:15'57.585
11	33.685	34.786	22.285	18.268	1'49.024	267,3	11:18'58.253	11	32.379	32.931	21.141	17.893	1'44.344	272,0	11:17'41.929
12	33.671	34.918	21.884	18.265	1'48.738	269,3	11:20'46.991	12	32.699	33.573	20.830	17.720	1'44.822	272,0	11:19'26.751
13	33.804	34.752	25.645	27.088	2'01.289P	268,7	11:22'48.280	13	32.318	32.884	20.771	17.630	1'43.603	272,0	11:21'10.354
14	2'07.141	35.219	22.110	18.399	3'22.869P		11:26'11.149	14	34.033	33.758	21.058	17.666	1'46.515	274,1	11:22'56.869
15	33.714	35.230	22.253	18.397	1'49.594	267,3	11:28'00.743	15	32.342	32.856	20.923	17.665	1'43.786	272,7	11:24'40.655
16	33.580	34.591	21.986	18.374	1'48.531	269,3	11:29'49.274	16	<b>32.073</b>	32.860	21.026	23.406	1'49.365P	272,0	11:26'30.020
17	33.721	34.613	21.906	18.434	1'48.674	270,0	11:31'37.948								
18	33.894	35.239	22.589	18.264	1'49.986	268,0	11:33'27.934	17	2'01.788						
19	33.492	36.501	22.525	18.763	1'51.281	269,3	11:35'19.215	18	32.802	33.213	21.205	17.755	1'44.975	271,4	11:31'30.553
20	33.928	34.604	22.141	18.192	1'48.865	267,3	11:37'08.080	19	32.677	34.022	21.331	17.939	1'45.969	272,0	11:33'16.522
21	33.543	35.207	22.738	<b>17.975</b>	1'49.463	268,0	11:38'57.543	20	32.614	33.314	21.195	17.853	1'44.976	270,7	11:35'01.498
22	33.203	35.418	23.197	18.223	1'50.041	271,4	11:40'47.584	21	32.696	33.413	21.452	17.985	1'45.546	271,4	11:36'47.044
23	33.353	34.606	<b>21.679</b>	18.339	1'47.977	270,7	11:42'35.561	22	32.994	33.237	21.217	17.784	1'45.232	269,3	11:38'32.276
24	<b>33.072</b>	<b>34.144</b>	21.791	18.152	<b>1'47.159</b>	271,4	11:44'22.720	23	32.529	33.160	21.174	17.596	1'44.459	272,7	11:40'16.735
25	34.084	35.085	23.747	18.280	1'51.196	<b>273,4</b>	11:46'13.916	24	32.484	33.363	21.459	17.849	1'45.155	273,4	11:42'01.890
26	33.782	35.497	22.512	18.735	1'50.526	272,7	11:48'04.442	25	32.571	33.390	21.060	17.583	1'44.604	272,0	11:43'46.494
27	34.775	35.108	23.412	18.205	1'51.500	270,0	11:49'55.942	26	32.596	33.533	21.158	17.903	1'45.190	<b>274,8</b>	11:45'31.684
							Race Time 51'22.881	27	32.651	33.174	21.134	17.579	1'44.538	272,0	11:47'16.222
								28	32.625	33.245	21.345	17.951	1'45.166	274,1	11:49'01.388

### 171 TPC Racing (1'44.219)

Lap	Seg.1	Seg.2	Seg.3	Seg.4	Lap Time	km/h	Local Time
Billy Johnson							
1		34.282	21.250	17.883	1'50.189		11:00'23.250
2	32.966	33.248	20.931	17.835	1'44.980	270,0	11:02'08.230
3	32.673	33.270	21.108	17.649	1'44.700	270,7	11:03'52.930
4	32.649	32.964	21.150	<b>17.456</b>	<b>1'44.219</b>	272,7	11:05'37.149
5	32.522	33.463	20.984	18.764	1'45.733	273,4	11:07'22.882
6	33.206	33.059	20.988	17.532	1'44.785	264,1	11:09'07.667
7	32.708	33.125	<b>20.921</b>	17.853	1'44.607	272,7	11:10'52.274
8	32.575	<b>32.960</b>	21.292	17.731	1'44.558	272,0	11:12'36.832
9	32.552	33.155	21.232	17.504	1'44.443	272,0	11:14'21.275
10	32.653	33.183	21.021	17.509	1'44.366	272,0	11:16'05.641
11	32.519	33.203	21.468	17.676	1'44.866	271,4	11:17'50.507
12	33.505	33.381	21.083	24.504	1'52.473P	271,4	11:19'42.980
13	2'04.022	33.196	21.373	17.546	3'16.137P		11:22'59.117
14	33.014	33.538	21.246	17.660	1'45.458	271,4	11:24'44.575
15	32.747	33.134	21.277	17.467	1'44.625	272,0	11:26'29.200
16	33.119	33.224	21.537	17.543	1'45.423	<b>274,8</b>	11:28'14.623
17	32.729	33.339	21.238	17.691	1'44.997	272,7	11:29'59.620
18	32.711	33.608	21.278	17.473	1'45.070	273,4	11:31'44.690
19	32.708	33.345	21.428	17.555	1'45.036	273,4	11:33'29.726
20	32.769	33.635	23.088	18.063	1'47.555	272,7	11:35'17.281
21	32.783	33.156	21.082	17.513	1'44.534	269,3	11:37'01.815
22	32.706	33.258	21.207	17.539	1'44.710	270,0	11:38'46.525
23	32.548	33.344	21.226	24.493	1'51.611P	270,7	11:40'38.136
24	1'09.935	33.772	21.709	17.706	2'23.122P		11:43'01.258
25	<b>32.512</b>	33.400	21.255	17.568	1'44.735	270,7	11:44'45.993
26	32.593	33.354	21.106	17.536	1'44.589	273,4	11:46'30.582
27	32.585	33.267	21.278	17.600	1'44.730	272,7	11:48'15.312
28	32.574	33.387	21.288	17.691	1'44.940	272,7	11:50'00.252
							Race Time 51'27.191

### 189 NTE Sport (1'48.257)

Lap	Seg.1	Seg.2	Seg.3	Seg.4	Lap Time	km/h	Local Time
Fred Roberts							
1		39.045	24.038	19.975	2'07.054		11:00'40.115
2	36.954	37.543	23.464	19.273	1'57.234	259,0	11:02'37.349
3	35.425	36.717	24.059	18.815	1'55.016	265,4	11:04'32.365
4	36.291	36.529	22.786	19.100	1'54.706	251,7	11:06'27.071
5	34.642	35.448	22.302	18.709	1'51.101	266,7	11:08'18.172
6	34.476	34.937	22.406	18.663	1'50.482	266,7	11:10'08.654
7	33.951	34.184	<b>21.805</b>	18.742	1'48.682	266,7	11:11'57.336
8	34.028	34.646	21.978	18.581	1'49.233	264,1	11:13'46.569
9	33.788	34.370	22.360	18.470	1'48.988	266,7	11:15'35.557
10	33.667	<b>34.014</b>	22.169	<b>18.407</b>	<b>1'48.257</b>	266,7	11:17'23.814
11	33.813	34.287	21.982	18.785	1'48.867	267,3	11:19'12.681
12	33.810	34.310	21.878	18.832	1'48.830	266,7	11:21'01.511
13	33.914	35.319	22.042	19.010	1'50.285	266,0	11:22'51.796
14	33.696	34.331	22.297	25.890	1'56.214P	267,3	11:24'48.010
15	2'06.166	35.505	22.223	19.189	3'23.083P		11:28'11.093
16	33.961	34.902	23.599	18.961	1'51.423	266,7	11:30'02.516
17	<b>33.637</b>	34.872	22.381	18.477	1'49.367	265,4	11:31'51.883
18	34.466	34.675	22.102	18.561	1'49.804	<b>269,3</b>	11:33'41.687
19	33.671	34.832	22.385	18.596	1'49.484	267,3	11:35'31.171
20	33.967	34.764	22.864	18.461	1'50.056	267,3	11:37'21.227
21	33.696	35.410	22.814	18.419	1'50.339	267,3	11:39'11.566
22	35.521	36.672	22.746	19.047	1'53.986	265,4	11:41'05.552
23	35.606	34.686	23.490	18.955	1'52.737	265,4	11:42'58.289
24	34.075	35.772	23.251	18.672	1'51.770	266,7	11:44'50.059
25	34.169	34.733	22.449	18.676	1'50.027	268,0	11:46'40.086
26	33.846	34.672	22.642	18.600	1'49.760	267,3	11:48'29.846
27	34.123	34.712	22.998	18.828	1'50.661	267,3	11:50'20.507
							Race Time 51'47.446

### 188 Taurino Racing by D Motorsport (1'43.331)

Lap	Seg.1	Seg.2	Seg.3	Seg.4	Lap Time	km/h	Local Time
Loris Spinelli							
1		32.979	21.089	17.889	1'48.898		11:00'21.959
2	32.966	33.127	20.852	17.657	1'44.602	272,7	11:02'06.561
3	32.331	<b>32.676</b>	20.799	17.656	1'43.462	272,0	11:03'50.023
4	32.292	32.914	21.537	17.743	1'44.486	272,0	11:05'34.509

### 199 ANSA Motorsports (1'44.419)

Lap	Seg.1	Seg.2	Seg.3	Seg.4	Lap Time	km/h	Local Time
Jordan O'Brien							
1		34.720	21.439	18.000	1'51.914		11:00'24.975
2	33.485	33.369	21.081	17.633	1'45.568	269,3	11:02'10.543
3	32.925	33.200	21.072	17.745	1'44.942	272,0	11:03'55.485

04/11/2022

P = Pits In/Out - C = Lap Time Cancelled

Powered by FICr Perugia Timing

ROGER DUBUIS

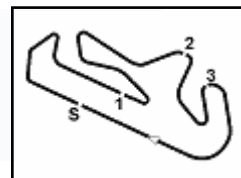




SCUDERIA CORSE

6<sup>th</sup> ROUND

7.6



Autodromo Int. do Algarve 4.653 m

7 / 7

# Lamborghini Super Trofeo - Round 6 - Portimao Super Trofeo North America - Analysis Race 1

Start at 10:58'33.061

4	32.731	33.033	21.196	17.459	1'44.419	272,0	11:05'39.904
5	32.771	33.214	21.018	17.698	1'44.701	272,7	11:07'24.605
6	33.174	33.369	21.124	17.694	1'45.361	272,0	11:09'09.966
7	33.088	33.212	21.530	17.606	1'45.436	272,0	11:10'55.402
8	33.588	33.268	21.019	17.688	1'45.563	272,0	11:12'40.965
9	32.879	33.256	21.144	17.580	1'44.859	272,7	11:14'25.824
10	32.952	33.273	21.214	17.621	1'45.060	272,7	11:16'10.884
11	32.991	34.606	21.142	17.731	1'46.470	272,0	11:17'57.354
12	32.796	33.451	21.502	17.614	1'45.363	272,7	11:19'42.717
13	32.853	33.373	21.260	17.642	1'45.128	274,1	11:21'27.845
14	33.023	33.203	21.141	17.735	1'45.102	272,7	11:23'12.947
15	33.183	33.363	21.294	17.624	1'45.464	272,7	11:24'58.411
16	33.815	33.370	21.264	24.849	1'53.298P	273,4	11:26'51.709
Ron Atapattu							
17	3'11.842	37.449	23.536	20.331	4'33.158P		11:31'24.867
18	36.165	37.866	22.903	19.688	1'56.622	265,4	11:33'21.489
19	37.104	36.809	24.058	19.685	1'57.656	266,0	11:35'19.145
20	35.918	37.585	23.153	19.428	1'56.084	262,8	11:37'15.229
21	35.702	36.996	23.571	19.777	1'56.046	267,3	11:39'11.275
22	36.306	37.160	23.102	19.414	1'55.982	268,0	11:41'07.257
23	36.165	37.435	23.517	19.317	1'56.434	268,0	11:43'03.691
24	36.439	36.764	23.195	19.253	1'55.651	270,7	11:44'59.342
25	35.729	37.033	23.169	19.471	1'55.402	268,7	11:46'54.744
26	35.121	37.161	23.022	19.823	1'55.127	268,7	11:48'49.871
27	35.417	36.895	23.373	19.923	1'55.608	267,3	11:50'45.479
Race Time 52'12.418							