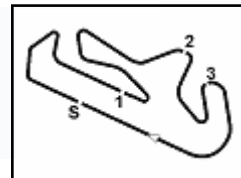




6th ROUND

8.6



Lamborghini Super Trofeo - Round 6 - Portimao

Super Trofeo North America - Analysis Race 2

Autodromo Int. do Algarve 4.653 m

Start at 15:48'16.956

1 / 6

101 Wayne Taylor Racing (1'43.410)

Lap	Seg.1	Seg.2	Seg.3	Seg.4	Lap Time	km/h	Local Time
Kyle Marcelli							
1		33.232	20.971	17.613	1'45.372		15:50'02.328
2	32.281	32.684	20.950	17.576	1'43.491	273,4	15:51'45.819
3	32.226	32.694	21.037	17.597	1'43.554	274,8	15:53'29.373
4	32.258	32.638	20.999	17.588	1'43.483	274,1	15:55'12.856
5	32.026	32.845	21.027	17.512	1'43.410	274,1	15:56'56.266
6	32.191	32.780	21.157	17.378	1'43.506	274,8	15:58'39.772
7	32.182	33.108	21.093	17.415	1'43.798	275,5	16:00'23.570
8	32.617	32.900	21.179	17.604	1'44.300	274,1	16:02'07.870
9	57.287	1'00.249	33.564	29.306	3'00.406	131,5	16:05'08.276
10	52.021	1'01.951	31.649	28.284	2'53.905	140,8	16:08'02.181
11	58.599	1'12.511	32.665	30.896	3'14.671	143,2	16:11'16.852
12	57.162	1'00.454	28.286	28.960	2'54.862	100,8	16:14'11.714
13	46.995	39.060	28.731	23.963	2'18.749	141,7	16:16'30.463
14	32.618	33.135	20.912	17.553	1'44.218	270,7	16:18'14.681
15	32.179	32.897	20.924	17.531	1'43.531	272,7	16:19'58.212
16	32.377	32.886	20.911	24.670	1'50.844P	272,0	16:21'49.056
Danny Formal							
17	2'00.085	34.200	21.150	17.769	3'13.204P		16:25'02.260
18	32.286	32.908	21.012	17.554	1'43.760	273,4	16:26'46.020
19	32.155	32.930	21.066	17.573	1'43.724	274,1	16:28'29.744
20	32.404	32.980	21.040	17.676	1'44.100	274,8	16:30'13.844
21	32.227	33.015	21.071	17.577	1'43.890	274,1	16:31'57.734
22	32.670	33.040	20.930	17.647	1'44.287	275,5	16:33'42.021
23	32.094	32.940	20.883	17.615	1'43.532	274,1	16:35'25.553
24	32.483	32.920	21.116	17.723	1'44.242	274,8	16:37'09.795
25	34.693	33.127	21.501	17.614	1'46.935	273,4	16:38'56.730
Race Time 50'39.774							

102 Dream Racing Motorsport (1'56.634)

Lap	Seg.1	Seg.2	Seg.3	Seg.4	Lap Time	km/h	Local Time
Alan Grossberg							
1		38.620	24.153	20.303	2'08.200		15:50'25.156
2	35.899	39.085	24.769	20.661	2'00.414	263,4	15:52'25.570
3	35.982	37.929	24.285	20.239	1'58.435	262,8	15:54'24.005
4	36.504	38.539	24.037	20.478	1'59.558	264,1	15:56'23.563
5	35.908	39.078	24.039	20.064	1'59.089	260,2	15:58'22.652
6	36.783	37.917	24.334	20.253	1'59.287	262,1	16:00'21.939
7	36.178	38.264	24.911	20.748	2'00.101	260,2	16:02'22.040
8	50.217	59.821	32.962	29.238	2'52.238	242,2	16:05'14.278
9	52.124	1'03.817	29.814	27.760	2'53.515	133,5	16:08'07.793
10	1'00.923	1'12.717	31.380	30.876	3'15.896	147,1	16:11'23.689
11	57.366	1'01.488	26.879	28.829	2'54.562	101,4	16:14'18.251
12	48.404	40.442	25.098	24.416	2'18.360	161,2	16:16'36.611
13	38.105	41.376	25.032	29.374	2'13.887P	238,9	16:18'50.498
14	2'19.822	38.458	24.813	20.644	3'43.737P		16:22'34.235
15	35.825	37.945	24.200	20.404	1'58.374	259,0	16:24'32.609
16	35.480	37.752	23.732	20.202	1'57.166	255,3	16:26'29.775
17	35.705	37.375	23.764	20.593	1'57.437	260,2	16:28'27.212
18	37.109	38.882	23.796	20.593	2'00.380	259,6	16:30'27.592
19	35.780	39.379	23.547	20.150	1'58.856	262,8	16:32'26.448
20	35.507	37.430	23.516	20.181	1'56.634	262,1	16:34'23.082
21	35.706	37.627	23.876	21.135	1'58.344	260,9	16:36'21.426
22	35.828	38.296	24.674	20.156	1'58.954	259,6	16:38'20.380
23	36.084	38.352	24.285	20.244	1'58.965	261,5	16:40'19.345
Race Time 52'02.389							

103 Wayne Taylor Racing (1'48.295)

Lap	Seg.1	Seg.2	Seg.3	Seg.4	Lap Time	km/h	Local Time
Randy Sellari							
1		35.931	22.543	18.254	1'56.418		15:50'13.374
2	33.746	34.497	21.969	18.320	1'48.532	272,7	15:52'01.906
3	34.028	34.822	22.024	18.304	1'49.178	271,4	15:53'51.084

4	34.258	34.694	21.955	18.234	1'49.141	270,7	15:55'40.225
5	33.764	34.753	22.190	18.341	1'49.048	269,3	15:57'29.273
6	34.328	34.226	21.908	18.294	1'48.756	269,3	15:59'18.029
7	33.374	34.532	22.369	18.235	1'48.510	268,7	16:01'06.539
8	33.571	34.919	22.432	18.754	1'49.676	268,7	16:02'56.215
9	35.759	53.532	29.828	28.664	2'27.783	267,3	16:05'23.998
10	51.650	1'07.656	26.938	27.703	2'53.947	152,8	16:08'17.945
11	1'02.443	1'14.272	30.255	29.739	3'16.709	144,2	16:11'34.654
12	59.744	1'01.507	26.022	25.582	2'52.855	93,1	16:14'27.509
13	47.816	40.544	23.223	20.530	2'12.113	138,1	16:16'39.622
14	36.043	36.239	23.947	26.233	2'02.462P	272,7	16:18'42.084
15	2'05.215	35.102	21.986	18.238	3'20.541P		16:22'02.625
16	33.877	34.237	22.182	18.255	1'48.551	269,3	16:23'51.176
17	34.597	34.192	22.313	18.157	1'49.259	270,0	16:25'40.435
18	33.490	34.313	22.285	18.207	1'48.295	270,7	16:27'28.730
19	33.597	35.350	22.041	18.338	1'49.326	271,4	16:29'18.056
20	33.793	34.722	22.383	18.414	1'49.312	272,0	16:31'07.368
21	33.705	34.767	22.117	18.209	1'48.798	270,0	16:32'56.166
22	33.750	34.245	22.136	18.321	1'48.452	272,0	16:34'44.618
23	33.357	34.658	22.121	18.167	1'48.303	271,4	16:36'32.921
24	34.506	34.859	22.136	18.271	1'49.772	272,0	16:38'22.693
25	34.155	35.200	22.321	18.238	1'49.914	270,7	16:40'12.607
Race Time 51'55.651							

104 MCR Racing (1'48.350)

Lap	Seg.1	Seg.2	Seg.3	Seg.4	Lap Time	km/h	Local Time
Bart Collins							
1		35.666	22.106	18.463	1'55.207		15:50'12.163
2	33.742	34.329	22.077	18.263	1'48.411	269,3	15:52'00.574
3	33.650	33.785	23.993	18.459	1'49.887	268,0	15:53'50.461
4	34.038	34.416	22.086	18.216	1'48.756	264,7	15:55'39.217
5	34.118	34.141	22.424	19.046	1'49.729	264,7	15:57'28.946
6	35.271	34.565	22.293	18.211	1'50.340	262,8	15:59'19.286
7	33.719	34.620	23.111	18.351	1'49.801	266,0	16:01'09.087
8	33.812	36.475	25.326	19.277	1'54.890	264,7	16:03'03.977
9	37.199	45.405	29.940	28.366	2'20.910	220,0	16:05'24.887
10	51.435	1'09.285	26.134	26.992	2'53.846	149,0	16:08'18.733
11	1'03.114	1'15.482	28.072	30.499	3'17.167	148,1	16:11'35.900
12	1'00.379	1'01.283	24.795	26.027	2'52.484	82,2	16:14'28.384
13	47.743	41.201	22.657	19.867	2'11.468	164,6	16:16'39.852
14	35.477	35.741	23.384	18.363	1'52.965	268,7	16:18'32.817
15	34.085	34.556	23.371	25.792	1'57.804P	265,4	16:20'30.621
Michael Mennella							
16	2'02.576	35.487	22.080	18.355	3'18.498P		16:23'49.119
17	33.931	34.735	22.560	18.440	1'49.666	262,8	16:25'38.785
18	33.770	34.370	22.212	18.230	1'48.582	266,0	16:27'27.367
19	33.253	34.870	22.355	18.338	1'48.816	267,3	16:29'16.183
20	34.642	34.387	21.884	18.152	1'49.065	266,7	16:31'05.248
21	35.309	34.921	21.862	18.167	1'50.259	268,0	16:32'55.507
22	33.432	34.621	22.178	18.119	1'48.350	268,0	16:34'43.857
23	33.685	34.641	22.167	18.265	1'48.758	267,3	16:36'32.615
24	34.181	35.022	21.902	18.308	1'49.413	268,0	16:38'22.028
25	34.626	35.033	22.099	18.235	1'49.993	266,7	16:40'12.021
Race Time 51'55.065 + 0.837Pen							

108 US RaceTronics (1'44.225)

Lap	Seg.1	Seg.2	Seg.3	Seg.4	Lap Time	km/h	Local Time
Patrick Liddy							
1		34.925	21.571	17.625	1'48.994		15:50'05.950
2	33.330	33.131	21.119	17.803	1'45.383	274,8	15:51'51.333
3	32.535	33.207	21.319	18.163	1'45.224	274,8	15:53'36.557
4	32.629	33.763	21.073	17.516	1'44.981	274,1	15:55'21.538
5	32.330	33.204	21.096	17.595	1'44.225	274,1	15:57'05.763
6	32.377	33.221	21.014	17.663	1'44.275	274,8	15:58'50.038
7	32.333	33.643	21.178	17.802	1'44.956	274,8	16:00'34.994

04/11/2022

P = Pits In/Out - C = Lap Time Cancelled

Powered by FICr Perugia Timing

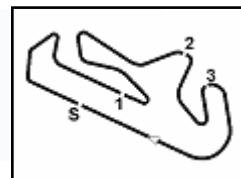
ROGER DUBUIS





6th ROUND

8.6



Lamborghini Super Trofeo - Round 6 - Portimao

Super Trofeo North America - Analysis Race 2

Autodromo Int. do Algarve 4.653 m

Start at 15:48'16.956

3 / 6

20	34.106	35.649	22.578	19.055	1'51.388	265,4	16:31'37.944
21	34.444	35.810	22.962	19.150	1'52.366	266,0	16:33'30.310
22	34.440	35.922	23.235	19.333	1'52.930	264,7	16:35'23.240
23	35.042	35.900	24.723	19.197	1'54.862	264,1	16:37'18.102
24	34.980	36.687	23.410	19.288	1'54.365	265,4	16:39'12.467

Race Time 51'47.076

123 Taurino Racing by D Motorsport (1'44.117)

Lap	Seg.1	Seg.2	Seg.3	Seg.4	Lap Time	km/h	Local Time
Richard Antinucci							
1		34.687	22.276	18.097	1'51.068		15:50'08.024
2	32.758	33.479	21.319	17.932	1'45.488	272,0	15:51'53.512
3	32.496	33.182	21.198	17.934	1'44.810	273,4	15:53'38.322
4	32.507	33.432	21.528	17.836	1'45.303	273,4	15:55'23.625
5	32.452	33.051	21.409	17.751	1'44.663	271,4	15:57'08.288
6	32.424	33.126	20.998	17.795	1'44.343	272,0	15:58'52.631
7	32.497	33.310	21.147	17.816	1'44.770	271,4	16:00'37.401
8	32.508	33.350	21.285	18.886	1'46.029	270,7	16:02'23.430
9	49.665	59.993	32.556	29.436	2'51.650	235,3	16:05'15.080
10	52.545	1'03.681	29.208	28.597	2'54.031	149,6	16:08'09.111
11	1'01.261	1'12.249	30.993	31.404	3'15.907	156,1	16:11'25.018
12	56.954	1'01.815	26.000	29.291	2'54.060	121,5	16:14'19.078
13	48.691	39.783	25.115	23.130	2'16.719	184,6	16:16'35.797
14	33.274	33.388	21.367	17.791	1'45.820	262,8	16:18'21.617
15	32.505	32.963	20.900	17.749	1'44.117	269,3	16:20'05.734
16	32.421	33.382	20.883	17.840	1'44.526	270,7	16:21'50.260
17	32.436	33.140	21.082	17.720	1'44.378	270,7	16:23'34.638
18	32.413	33.302	21.014	24.724	1'51.453P	271,4	16:25'26.091
Luke Berkeley							
19	2'00.517	33.367	21.421	18.260	3'13.565P		16:28'39.656
20	33.141	33.251	21.181	17.907	1'45.480	269,3	16:30'25.136
21	33.041	33.129	21.158	17.714	1'45.042	270,7	16:32'10.178
22	32.623	33.882	21.522	18.006	1'46.033	271,4	16:33'56.211
23	32.779	33.017	21.553	17.706	1'45.055	270,7	16:35'41.266
24	32.659	34.146	21.421	17.743	1'45.969	272,7	16:37'27.235
25	32.426	33.377	21.500	18.046	1'45.349	272,0	16:39'12.584

Race Time 50'55.628

125 Wayne Taylor Racing (1'44.869)

Lap	Seg.1	Seg.2	Seg.3	Seg.4	Lap Time	km/h	Local Time
Thomas Long							
1		35.292	22.271	17.832	1'50.541		15:50'07.497
2	32.636	33.569	21.448	17.785	1'45.438	273,4	15:51'52.935
3	32.359	33.355	21.346	17.836	1'44.896	276,2	15:53'37.831
4	32.429	33.602	22.302	18.222	1'46.555	276,2	15:55'24.386
5	32.578	33.259	21.473	17.807	1'45.117	274,1	15:57'09.503
6	32.509	33.442	21.194	17.724	1'44.869	275,5	15:58'54.372
7	32.290	33.513	21.446	17.837	1'45.086	276,2	16:00'39.458
8	32.598	33.294	21.489	18.336	1'45.717	274,8	16:02'25.175
9	50.051	1'00.390	32.113	29.179	2'51.733	212,2	16:05'16.908
10	53.717	1'03.971	28.731	28.301	2'54.720	133,0	16:08'11.628
11	1'01.856	1'11.751	30.389	31.665	3'15.661	117,5	16:11'27.289
12	58.263	1'00.532	25.224	29.899	2'53.918	104,8	16:14'21.207
13	48.670	39.178	24.723	21.965	2'14.536	159,5	16:16'35.743
14	32.927	33.384	22.029	17.960	1'46.300	269,3	16:18'22.043
15	32.793	33.460	21.325	17.775	1'45.353	272,7	16:20'07.396
16	32.396	33.449	21.224	17.864	1'44.933	274,8	16:21'52.329
17	32.692	33.803	21.290	25.218	1'53.003P	275,5	16:23'45.332
Ashton Harrison							
18	2'03.311	33.684	22.305	17.956	3'17.256P		16:27'02.588
19	33.206	33.875	21.829	17.961	1'46.871	274,1	16:28'49.459
20	32.716	33.567	21.442	17.757	1'45.482	274,1	16:30'34.941
21	32.727	33.764	21.577	17.984	1'46.052	274,8	16:32'20.993
22	32.580	33.612	21.436	18.055	1'45.683	275,5	16:34'06.676
23	33.441	33.905	22.073	18.219	1'47.638	277,6	16:35'54.314
24	33.061	33.327	21.433	17.957	1'45.778	274,1	16:37'40.092
25	32.731	33.376	21.622	17.741	1'45.470	274,8	16:39'25.562

Race Time 51'08.606

127 Dream Racing Motorsport (1'43.666)

Lap	Seg.1	Seg.2	Seg.3	Seg.4	Lap Time	km/h	Local Time
Alex Au							
1		35.201	22.318	18.296	1'54.740		15:50'11.696
2	33.493	33.930	21.775	18.059	1'47.257	270,0	15:51'58.953
3	33.399	33.609	21.887	18.086	1'46.981	269,3	15:53'45.934
4	33.124	33.664	21.977	18.033	1'46.798	268,7	15:55'32.732
5	33.466	33.819	21.981	18.079	1'47.345	270,0	15:57'20.077
6	33.236	33.928	21.755	18.010	1'46.929	268,0	15:59'07.006
7	32.983	33.824	21.498	18.515	1'46.820	270,7	16:00'53.826
8	33.209	33.820	21.974	19.152	1'48.155	266,0	16:02'41.981
9	39.132	1'01.531	29.467	28.883	2'39.013	225,0	16:05'20.994
10	53.673	1'07.340	25.692	28.489	2'55.194	136,5	16:08'16.188
11	1'02.873	1'13.450	31.212	29.444	3'16.979	128,0	16:11'33.167
12	59.325	1'01.664	25.826	26.151	2'52.966	111,9	16:14'26.133
13	48.071	40.278	23.830	20.815	2'12.994	155,6	16:16'39.127
14	35.829	36.284	23.902	18.285	1'54.300	270,7	16:18'33.427
15	33.771	34.575	22.534	18.117	1'48.997	266,7	16:20'22.424
16	34.050	35.413	23.058	25.907	1'58.428P	266,7	16:22'20.852
17	2'06.273	34.032	21.979	18.160	3'20.444P		16:25'41.296
18	33.167	34.145	22.391	17.986	1'47.689	266,0	16:27'28.985
19	33.544	35.449	22.331	18.000	1'49.324	268,7	16:29'18.309
20	33.579	33.908	21.850	18.015	1'47.352	270,0	16:31'05.661
21	33.803	33.620	21.668	17.846	1'46.937	269,3	16:32'52.598
22	32.861	33.847	21.713	18.164	1'46.585	269,3	16:34'39.183
23	33.711	34.272	22.342	18.557	1'48.882	270,0	16:36'28.065
24	34.471	33.704	23.006	18.158	1'49.339	266,7	16:38'17.404
25	33.074	33.695	21.864	17.995	1'46.628	267,3	16:40'04.032

04/11/2022

P = Pits In/Out - C = Lap Time Cancelled

Powered by FICr Perugia Timing

ROGER DUBUIS

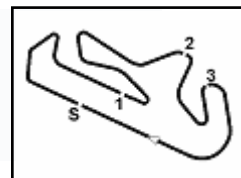




SQUADRA CORSE

6th ROUND

8.6



Lamborghini Super Trofeo - Round 6 - Portimao Super Trofeo North America - Analysis Race 2

Autodromo Int. do Algarve 4.653 m

Start at 15:48'16.956

4 / 6

Dario Capitanio																	
1	34.661	22.364	18.131	1'51.414		15:50'08.370	4	32.793	33.169	21.533	17.686	1'45.181	272,7	15:55'26.697			
2	33.115	33.366	21.266	17.757	1'45.504	277,6	15:51'53.874	5	32.583	33.209	21.723	17.632	1'45.147	272,0	15:57'11.844		
3	32.640	33.109	21.317	17.684	1'44.750	273,4	15:53'38.624	6	32.769	33.299	21.523	17.611	1'45.202	273,4	15:58'57.046		
4	32.579	33.357	21.635	17.994	1'45.565	276,2	15:55'24.189	7	32.767	33.796	21.616	17.613	1'45.792	272,7	16:00'42.838		
5	32.466	32.975	21.344	17.686	1'44.471	272,0	15:57'08.660	8	32.773	33.344	21.722	18.469	1'46.308	272,0	16:02'29.146		
6	32.488	33.011	21.386	17.693	1'44.578	272,0	15:58'53.238	9	46.853	1'00.299	32.273	29.130	2'48.555	270,0	16:05'17.701		
7	32.618	33.235	21.340	17.721	1'44.914	272,0	16:00'38.152	10	53.922	1'04.420	28.386	28.240	2'54.968	137,1	16:08'12.669		
8	32.452	32.987	21.491	18.935	1'45.865	272,0	16:02'24.017	11	1'02.151	1'12.443	30.552	31.004	3'16.150	106,3	16:11'28.819		
9	49.986	1'00.058	32.284	29.412	2'51.740	221,3	16:05'15.757	12	58.649	1'00.755	25.007	29.216	2'53.627	88,2	16:14'22.446		
10	53.009	1'04.379	28.221	28.849	2'54.458	129,0	16:08'10.215	13	48.177	39.366	24.325	21.949	2'13.817	158,4	16:16'36.263		
11	1'01.030	1'12.736	30.619	31.299	3'15.684	136,5	16:11'25.899	14	33.956	33.588	21.691	25.093	1'54.328P	268,7	16:18'30.591		
12	57.644	1'00.934	26.092	29.371	2'54.041	118,0	16:14'19.940	John DuBets							16:21'46.446		
13	48.629	39.622	24.981	22.979	2'16.211	174,5	16:16'36.151	15	2'03.183	33.404	21.462	17.806	3'15.855P		16:21'46.446		
14	33.335	33.385	21.597	17.859	1'46.175	267,3	16:18'22.326	16	32.597	33.306	21.363	17.910	1'45.176	271,4	16:23'31.622		
15	33.144	33.092	21.381	17.729	1'45.346	272,7	16:20'07.672	17	32.592	33.364	21.227	18.012	1'45.195	272,7	16:25'16.817		
16	32.500	33.329	21.404	24.796	1'52.029P	272,0	16:21'59.701	18	32.473	33.177	21.441	17.814	1'44.905	272,7	16:27'01.722		
Edoardo Liberati										19	32.758	33.512	21.206	17.857	1'45.333	274,1	16:28'47.055
17	2'00.111	33.179	21.202	17.569	3'12.061P		16:25'11.762	20	32.713	33.787	21.248	17.784	1'45.532	273,4	16:30'32.587		
18	32.643	34.064	21.249	17.497	1'45.453	274,1	16:26'57.215	21	32.637	33.753	21.487	17.812	1'45.689	274,1	16:32'18.276		
19	32.852	32.856	21.093	17.430	1'44.231	273,4	16:28'41.446	22	32.551	34.711	21.974	17.861	1'47.097	273,4	16:34'05.373		
20	32.994	33.130	20.999	18.214	1'45.337	274,8	16:30'26.783	23	33.211	33.808	21.234	17.987	1'46.240	273,4	16:35'51.613		
21	32.509	32.927	20.973	17.572	1'43.981	270,7	16:32'10.764	24	32.849	33.481	21.272	17.910	1'45.512	269,3	16:37'37.125		
22	32.501	33.065	21.004	17.800	1'44.370	274,1	16:33'55.134	25	32.869	33.625	21.671	17.851	1'46.016	272,7	16:39'23.141		
23	32.314	32.675	21.235	17.442	1'43.666	271,4	16:35'38.800	Race Time 51'06.185									
24	32.696	32.912	21.084	17.588	1'44.280	273,4	16:37'23.080	147 PPM (1'43.830)									
25	32.062	33.062	21.115	17.462	1'43.701	272,0	16:39'06.781	Lap Seg.1 Seg.2 Seg.3 Seg.4 Lap Time km/h Local Time									

130 ANSA Motorsports (1'43.032)

Lap	Seg.1	Seg.2	Seg.3	Seg.4	Lap Time	km/h	Local Time
Nelson jr Piquet							
1		33.049	20.882	17.656	1'44.667		15:50'01.623
2	32.258	32.768	20.797	17.535	1'43.358	272,7	15:51'44.981
3	32.192	32.671	20.806	17.491	1'43.160	274,8	15:53'28.141
4	32.025	32.640	20.826	17.541	1'43.032	274,1	15:55'11.173
5	32.104	32.902	20.915	17.583	1'43.504	274,1	15:56'54.677
6	32.093	32.799	20.924	17.451	1'43.267	273,4	15:58'37.944
7	32.243	32.872	20.939	17.752	1'43.806	274,1	16:00'21.750
8	32.381	33.108	21.191	18.505	1'45.185	272,7	16:02'06.935
9	56.983	1'00.277	33.761	29.352	3'00.373	143,2	16:05'07.308
10	51.867	1'01.666	32.030	27.632	2'53.195	145,4	16:08'00.503
11	59.508	1'11.870	33.142	30.982	3'15.502	157,2	16:11'16.005
12	57.012	1'00.357	28.376	28.869	2'54.614	102,1	16:14'10.619
13	46.338	39.931	29.208	23.604	2'19.081	145,6	16:16'29.700
14	32.499	33.061	20.632	17.655	1'43.847	270,7	16:18'13.547
15	32.117	32.717	20.780	23.760	1'49.374P	273,4	16:20'02.921
16	2'04.990	33.135	21.038	17.741	3'16.904P		16:23'19.825
17	32.312	33.101	20.973	17.672	1'44.058	273,4	16:25'03.883
18	32.307	32.900	20.836	17.639	1'43.682	274,1	16:26'47.565
19	32.484	32.865	21.190	17.599	1'44.138	275,5	16:28'31.703
20	32.316	32.934	20.994	17.636	1'43.880	276,2	16:30'15.583
21	32.200	33.415	21.291	17.646	1'44.552	275,5	16:32'00.135
22	32.663	33.137	21.146	17.697	1'44.643	275,5	16:33'44.778
23	32.505	33.826	21.287	17.727	1'45.345	275,5	16:35'30.123
24	32.452	32.899	21.691	17.783	1'44.825	275,5	16:37'14.948
25	32.529	32.948	21.028	17.658	1'44.163	274,8	16:38'59.111
Race Time 50'42.155							

146 PPM (1'44.905)

Lap	Seg.1	Seg.2	Seg.3	Seg.4	Lap Time	km/h	Local Time
Bryson Lew							
1		34.709	22.060	18.134	1'51.856		15:50'08.812
2	33.533	33.584	21.450	17.934	1'46.501	275,5	15:51'55.313
3	33.080	33.095	22.046	17.982	1'46.203	275,5	15:53'41.516

147 PPM (1'43.830)

Lap	Seg.1	Seg.2	Seg.3	Seg.4	Lap Time	km/h	Local Time
Bryan Ortiz							
1		34.014	21.109	17.758	1'47.821		15:50'04.777
2	33.942	32.967	20.858	17.741	1'45.508	272,7	15:51'50.285
3	32.539	32.890	21.045	17.653	1'44.127	274,1	15:53'34.412
4	32.396	32.912	20.895	17.627	1'43.830	274,1	15:55'18.242
5	32.432	33.282	20.925	17.711	1'44.350	274,1	15:57'02.592
6	32.461	33.127	21.256	17.641	1'44.485	273,4	15:58'47.077
7	32.376	33.094	20.905	17.797	1'44.172	273,4	16:00'31.249
8	32.555	33.414	21.262	17.763	1'44.994	272,7	16:02'16.243
9	51.319	1'00.602	33.461	29.216	2'54.598	200,7	16:05'10.841
10	51.454	1'03.152	30.643	28.462	2'53.711	151,7	16:08'04.552
11	59.581	1'12.156	31.253	32.084	3'15.074	164,1	16:11'19.626
12	56.865	1'00.645	27.115	29.458	2'54.083	125,1	16:14'13.709
13	47.492	38.810	27.933	23.858	2'18.093	126,5	16:16'31.802
14	33.078	33.479	20.969	17.843	1'45.369	270,7	16:18'17.171
15	32.500	33.002	20.797	17.716	1'44.015	271,4	16:20'01.186
16	33.052	33.403	21.519	25.232	1'53.206P	272,0	16:21'54.392
Sebastian Carazo							
17	2'02.915	33.331	21.627	18.393	3'16.266P		16:25'10.658
18	33.122	33.595	21.432	18.068	1'46.217	272,0	16:26'56.875
19	33.037	34.246	21.587	17.862	1'46.732	271,4	16:28'43.607
20	33.103	33.907	21.546	18.099	1'46.655	272,7	16:30'30.262
21	32.886	34.009	21.609	18.136	1'46.640	272,7	16:32'16.902
22	33.527	34.614	22.188	17.992	1'48.321	272,0	16:34'05.223
23	33.371	34.061	21.712	17.969	1'47.113	273,4	16:35'52.336
24	33.233	33.628	21.570	17.779	1'46.210	273,4	16:37'38.546
25	32.972	33.274	21.609	18.083	1'45.938	272,0	16:39'24.484
Race Time 51'07.528							

148 PPM (1'54.910)

Lap	Seg.1	Seg.2	Seg.3	Seg.4	Lap Time	km/h	Local Time
Nikko Reger							
1					2'10.637		15:50'27.593
David Staab							
2					1'54.910		15:52'22.503
3					1'56.502		15:54'19.005
Nikko Reger							
4	35.275	37.312	23.510	45.678	2'21.775P		15:56'40.780

04/11/2022

P = Pits In/Out - C = Lap Time Cancelled

Powered by FICr Perugia Timing

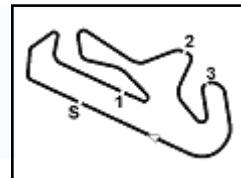
ROGER DUBUIS





6th ROUND

8.6



Lamborghini Super Trofeo - Round 6 - Portimao
Super Trofeo North America - Analysis Race 2

Autodromo Int. do Algarve 4.653 m

Start at 15:48'16.956

5 / 6

Race Time 8'23.824

Table for 150 US RaceTronics (1'43.434) showing lap times, km/h, and local times for drivers Edoardo Piscopo and Patrick Kujala.

Table for 164 Kpax Racing (1'48.802) showing lap times, km/h, and local times for driver Thomas Tait.

Table for 153 Wayne Taylor Racing (1'46.180) showing lap times, km/h, and local times for driver Jordan Missig.

Table for 171 TPC Racing (1'44.257) showing lap times, km/h, and local times for driver Billy Johnson.

Table for 154 Dream Racing Motorsport (1'47.226) showing lap times, km/h, and local times for drivers Jason Gagne-Keats and Charlie Martin.

Table for 188 Taurino Racing by D Motorsport (1'43.145) showing lap times, km/h, and local times for driver Giano Taurino.

04/11/2022 P = Pits In/Out - C = Lap Time Cancelled

Powered by FICr Perugia Timing

ROGER DUBUIS

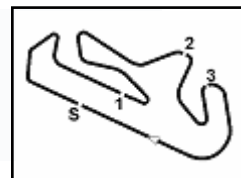




SQUADRA CORSE

6th ROUND

8.6



Lamborghini Super Trofeo - Round 6 - Portimao

Super Trofeo North America - Analysis Race 2

Autodromo Int. do Algarve 4.653 m

Start at 15:48'16.956

6 / 6

7	32.431	33.301	21.360	17.847	1'44.939	270,7	16:00'30.538	11	1'01.736	1'18.166	27.436	31.289	3'18.627	136,9	16:11'47.397
8	32.381	33.498	21.468	17.825	1'45.172	270,0	16:02'15.710	12	56.421	1'06.366	26.699	22.349	2'51.835	179,1	16:14'39.232
9	50.232	1'00.940	32.910	28.833	2'52.915	227,8	16:05'08.625	13	45.702	40.053	23.981	19.271	2'09.007	171,4	16:16'48.239
10	52.132	1'02.615	31.004	28.068	2'53.819	130,1	16:08'02.444	14	35.479	37.435	23.481	31.672	2'08.067P	264,7	16:18'56.306
11	1'00.592	1'10.928	32.661	31.281	3'15.462	133,5	16:11'17.906	Jordan O'Brien							
12	56.826	1'00.743	27.631	29.319	2'54.519	103,3	16:14'12.425	15	2'07.118	33.856	21.419	17.669	3'20.062P		16:22'16.368
13	46.605	39.310	28.774	24.134	2'18.823	127,4	16:16'31.248	16	33.027	34.272	21.533	17.528	1'46.360	269,3	16:24'02.728
14	33.042	33.239	21.189	24.117	1'51.587P	270,0	16:18'22.835	17	32.290	33.012	21.282	17.462	1'44.046	270,7	16:25'46.774
Loris Spinelli								18	32.531	33.086	21.230	17.628	1'44.475	271,4	16:27'31.249
15	2'00.083	32.866	20.744	17.586	3'11.279P		16:21'34.114	19	32.625	33.548	21.339	17.628	1'45.140	272,0	16:29'16.389
16	32.107	32.751	20.743	17.692	1'43.293	270,0	16:23'17.407	20	32.889	33.073	21.252	17.583	1'44.797	272,0	16:31'01.186
17	32.242	33.319	20.784	17.808	1'44.153	270,0	16:25'01.560	21	32.185	33.166	21.394	17.619	1'44.364	272,7	16:32'45.550
18	32.291	32.585	21.054	17.531	1'43.461	270,7	16:26'45.021	22	35.228	35.873	22.280	17.888	1'51.269	272,7	16:34'36.819
19	32.270	32.637	20.731	17.596	1'43.234	270,7	16:28'28.255	23	34.407	35.693	22.107	18.820	1'51.027	269,3	16:36'27.846
20	33.022	32.891	20.809	17.643	1'44.365	272,0	16:30'12.620	24	36.494	39.581	27.365	34.308	2'17.748P	261,5	16:38'45.594
21	32.153	32.633	20.715	17.695	1'43.196	270,7	16:31'55.816	Race Time 50'28.638							
22	32.263	32.581	21.165	17.633	1'43.642	271,4	16:33'39.458								
23	32.041	32.541	20.768	17.795	1'43.145	272,0	16:35'22.603								
24	32.027	32.778	20.819	17.588	1'43.212	270,7	16:37'05.815								
25	32.071	33.385	20.964	18.983	1'45.403	271,4	16:38'51.218								
Race Time 50'34.262															

189 NTE Sport (1'48.662)

Lap	Seg.1	Seg.2	Seg.3	Seg.4	Lap Time	km/h	Local Time
Fred Roberts							
1		35.994	22.776	18.626	1'58.423		15:50'15.379
2	34.282	34.609	22.161	18.446	1'49.498	266,7	15:52'04.877
3	34.143	34.390	22.375	18.419	1'49.327	266,7	15:53'54.204
4	34.673	34.426	21.964	18.462	1'49.525	266,7	15:55'43.729
5	33.673	34.464	22.091	18.434	1'48.662	265,4	15:57'32.391
6	34.001	34.282	22.067	18.525	1'48.875	266,0	15:59'21.266
7	34.034	34.911	22.649	18.475	1'50.069	266,7	16:01'11.335
8	34.032	36.578	24.770	21.152	1'56.532	266,7	16:03'07.867
9	38.595	44.563	28.548	30.236	2'21.942	208,5	16:05'29.809
10	49.178	1'10.925	27.839	26.874	2'54.816	146,1	16:08'24.625
11	1'00.700	1'16.472	28.358	31.004	3'16.534	154,5	16:11'41.159
12	58.496	1'04.128	25.009	24.809	2'52.442	133,3	16:14'33.601
13	45.203	41.173	23.087	18.951	2'08.414	165,9	16:16'42.015
14	34.631	36.838	23.837	18.614	1'53.920	266,0	16:18'35.935
15	34.146	34.448	22.159	18.282	1'49.035	264,7	16:20'24.970
16	34.080	34.428	22.559	26.127	1'57.194P	266,7	16:22'22.164
17	2'05.380	34.536	21.968	18.535	3'20.419P		16:25'42.583
18	33.827	34.763	22.596	18.692	1'49.878	266,0	16:27'32.461
19	34.172	34.609	22.477	19.144	1'50.402	266,7	16:29'22.863
20	34.483	36.259	22.600	18.466	1'51.808	262,8	16:31'14.671
21	34.059	34.642	22.652	18.597	1'49.950	266,0	16:33'04.621
22	34.027	34.648	22.640	18.941	1'50.256	266,0	16:34'54.877
23	34.538	35.037	22.607	19.166	1'51.348	264,1	16:36'46.225
24	34.399	34.772	22.171	19.132	1'50.474	263,4	16:38'36.699
25	34.245	34.612	22.557	18.997	1'50.411	262,8	16:40'27.110
Race Time 52'10.154 + 1.452Pen							

199 ANSA Motorsports (1'44.046)

Lap	Seg.1	Seg.2	Seg.3	Seg.4	Lap Time	km/h	Local Time
Ron Atapattu							
1		37.781	23.756	20.351	2'05.733		15:50'22.689
2	35.781	37.374	23.568	19.563	1'56.286	266,0	15:52'18.975
3	35.682	37.033	23.226	19.791	1'55.732	264,7	15:54'14.707
4	35.573	37.312	23.510	19.360	1'55.755	264,1	15:56'10.462
5	35.630	38.511	22.737	19.250	1'56.128	264,1	15:58'06.590
6	36.034	36.861	23.302	19.244	1'55.441	264,7	16:00'02.031
7	35.314	36.762	23.639	19.796	1'55.511	263,4	16:01'57.542
8	41.509	40.818	24.457	21.052	2'07.836	230,3	16:04'05.378
9	38.935	38.711	24.824	20.145	2'02.615	184,6	16:06'07.993
10	37.201	51.434	25.574	26.568	2'20.777	223,6	16:08'28.770

04/11/2022

P = Pits In/Out - C = Lap Time Cancelled

Powered by FICr Perugia Timing

ROGER DUBUIS

