

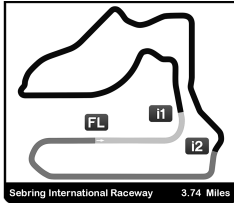


Alan Jay Automotive Network 120













Sebring International Raceway / 3.74 miles
 March 15 - 18, 2023 / Sebring, Florida



IMSA Michelin Pilot Challenge



Flags Analysis

Flag	Time	Session Elapsed	Flag Time	Acum. Flag Time	Lap
 GREEN FLAG	13:20:37.463	-	5:38.694	5:38.694	1
 FULL COURSE YELLOW	13:26:16.157	5:38.694	17:21.442	17:21.442	3
 GREEN FLAG	13:43:37.599	23:00.136	2:03.521	7:42.215	7
 FULL COURSE YELLOW	13:45:41.120	25:03.657	15:30.150	32:51.592	8
 GREEN FLAG	14:01:11.270	40:33.807	21:44.675	29:26.890	12
 FULL COURSE YELLOW	14:22:55.945	1:02:18.482	16:12.789	49:04.381	22
 GREEN FLAG	14:39:08.734	1:18:31.271	5:07.517	34:34.407	26
 FULL COURSE YELLOW	14:44:16.251	1:23:38.788	12:58.036	1:02:02.417	29
 GREEN FLAG	14:57:14.287	1:36:36.824	12:43.707	47:18.114	32
 FULL COURSE YELLOW	15:09:57.994	1:49:20.531	8:38.731	1:10:41.148	38
 GREEN FLAG	15:18:36.725	1:57:59.262	2:16.439	49:34.553	40
 CHEQUERED FLAG	15:20:53.165	2:00:15.701	-	-	41