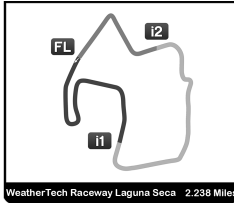












Idemitsu Mazda MX-5 Cup Presented By BFGoodrich



Flags Analysis

Flag	Time	Session Elapsed	Flag Time	Acum. Flag Time	Lap
 GREEN FLAG	09:51:31.096	-	2:12.504	2:12.504	1
 FULL COURSE YELLOW	09:53:43.600	2:12.504	3:53.589	3:53.589	2
 GREEN FLAG	09:57:37.189	6:06.093	6:50.362	9:02.866	3
 FULL COURSE YELLOW	10:04:27.551	12:56.455	0.164	3:53.753	8
 FULL COURSE YELLOW	10:04:27.715	12:56.619	15:48.671	19:42.424	8
 GREEN FLAG	10:20:16.386	28:45.290	1:11.377	10:14.243	14
 FULL COURSE YELLOW	10:21:27.763	29:56.667	0.148	19:42.572	15
 FULL COURSE YELLOW	10:21:27.911	29:56.815	4:55.446	24:38.018	15
 GREEN FLAG	10:26:23.357	34:52.261	11:38.417	21:52.660	17
 CHEQUERED FLAG	10:38:01.775	46:30.678	-	-	24