

# Welcome – Team Manager Briefing



Photo by Jamey Price

**Mark Raffauf**  
**Senior Director of Race Operations**

**Todd Snyder**  
**Race Director**



- IMSA view monitors in Pit Lane
  - Reference pit lane screens for:
    - pit/in and pit/out times
  - IMSA view is official
- Series Pit Cart is located at Pit Out
- IMSA App (public)
- IMSA.TV (public)



- A team member must monitor the race control channel on the radio provided to you at all times.
  - **461.2000 – do not transmit on this channel!**
- All instructions will be given via this channel.
- If you are unclear on an instruction, or would like to relay a message to Race Control, please notify a pit official or go to the Series Pit Box via IM.
- **A team member must be in pit lane w/radio communication to the driver anytime the car is on track.**

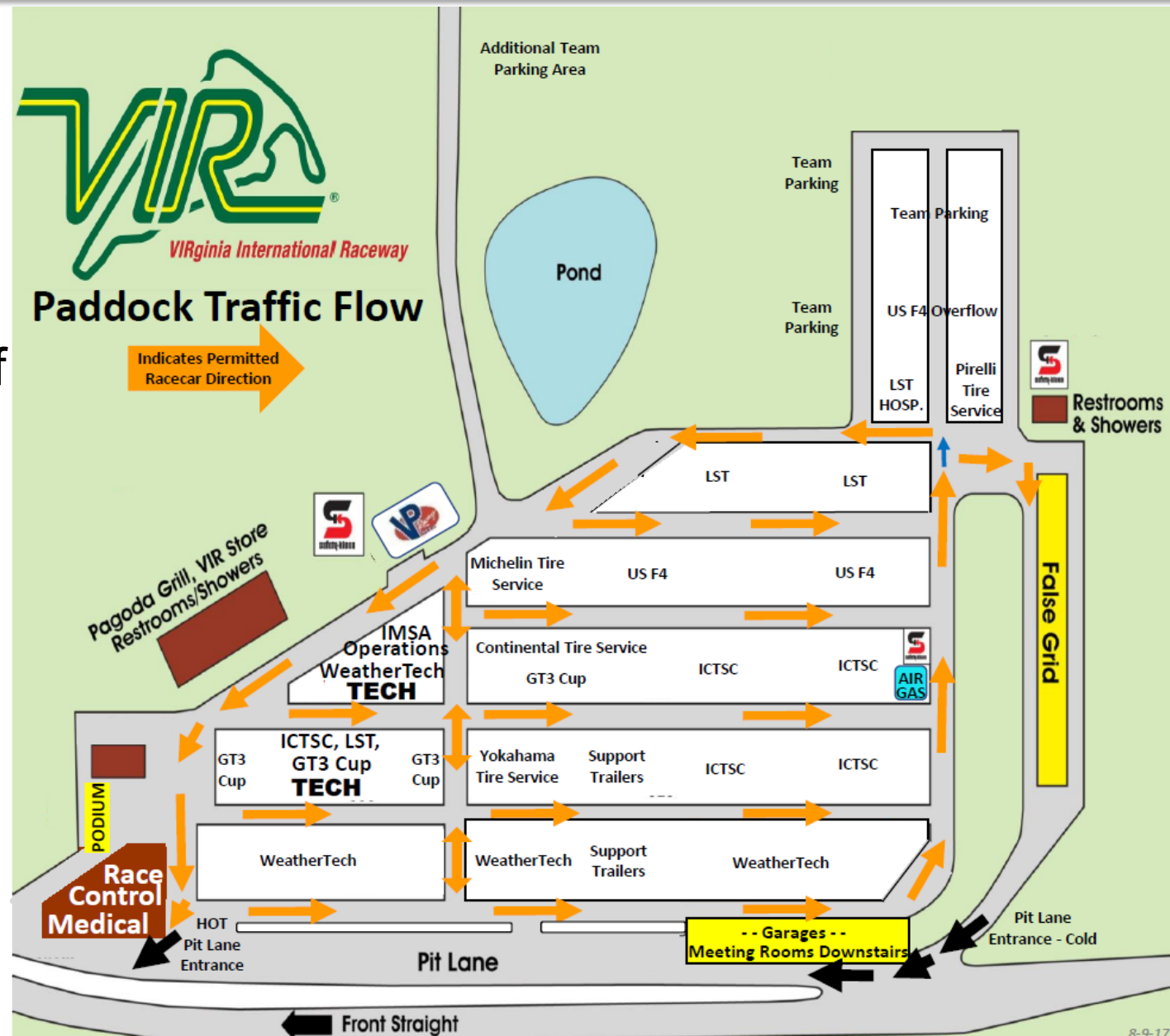


- Parc Ferme/Post Tech. – After qualifying and race, Officials will notify teams via radio of cars that need to report to Tech Inspection.
- In-car yellow light systems are mandatory. The receiver unit must be returned promptly at the end of every event to the Tech Trailer.
- Working and correctly identified Driver ID plugs are mandatory.
  - Pit stop or Drive Through required to rectify.
- ICC located at base of Start/Finish building. After hours call 911
- No refueling under tents or without proper fire gear and extinguisher
- World Final licenses

# Traffic Flow



- Race Cars through false grid
- Exit through break at Race Control/ Medical
- Pit officials will direct cars forward of last break



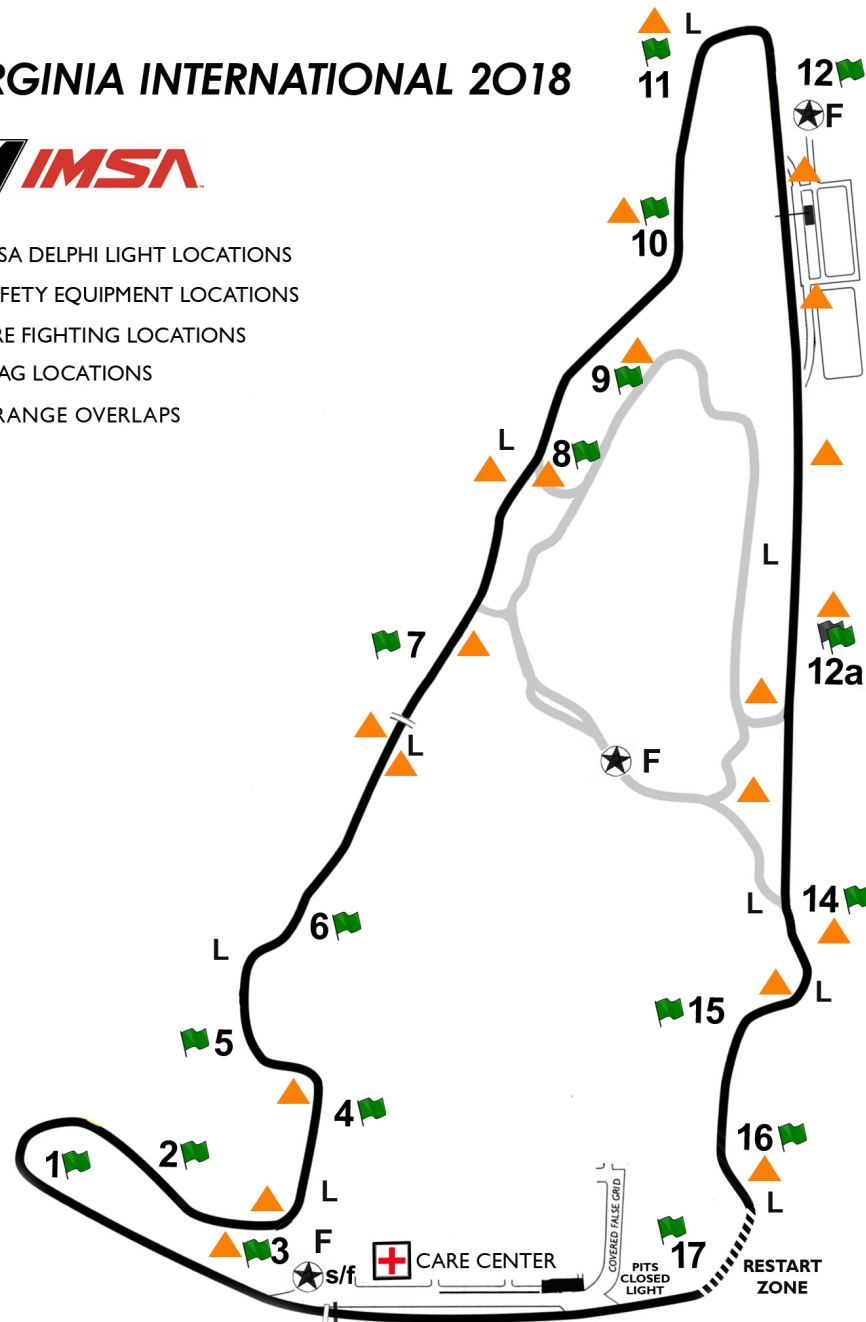
# Track Map

- FCY Lights (IMSA only)
- Patriot Return
- Safe Havens

VIRGINIA INTERNATIONAL 2018



- L IMSA DELPHI LIGHT LOCATIONS
- ★ SAFETY EQUIPMENT LOCATIONS
- F FIRE FIGHTING LOCATIONS
- 🚩 FLAG LOCATIONS
- ▲ ORANGE OVERLAPS





Wide marked Lanes – Fast Lane and Transition Lane



Speed Limit 60KPH

Pit boxes on right, transition lane middle and fast lane on left



# Pit Out / Pit Exit Closed Light



- Can line up at Pit Out for Practice and Qualifying
- If you choose to go to your pit box, wait for call on radio to release from your pit box
- Note where Pit lane speed limit ends and Pit closed light on driver's left





Do not cross yellow/green paint on pit out



Cars on track have right of way. Stay right all the way to turn One.



# Safe Havens at Orange Overlaps



Multiple Safe Havens around track. Marked by Orange Overlaps.



Many can be reached by Fire and Rescue and tow trucks



# Pit In Merge/Pit Commit Line



Get right quickly after exit of Turn 14 to signal intention to pit.




# Pit Lane Speed Start/Pit Closed Light





# Pit In closed light – center of pit lane



- **Speed Limit Pit Lane: 60 km/h – All Sessions**
- **Pit Lane Distance (Line to Line): 13,524 inches / 1,127.0 feet / .213 Miles / .344 Kilometers. Takes 21 seconds at 60Km/h**
- **Obligatory Pit Stop Total Time for Two Driver Teams: 81 seconds**
- **Obligatory Pit Stop Total Time for Solo Driver Teams: 84 seconds**
- Obligatory stop must take place between the 20:00:00 and 29:59 mark of event
- Maintain safe speed leaving pit lane, no excessive loss of speed

- Can line up at pit out or go to your pit box.
- Release from your pit box only after Race Control announces over the radio that you are released.
- If session is stopped (red flag) same release procedure as above.
- (2) 15-minute sessions separated by a **five minute break** sets the field for Race One & Two. At 1 minute to green, will announce on radio that 2<sup>nd</sup> group can line up at pit out.
  - A checkered flag will be displayed at the end of both qualifying sessions.
- Cars with two drivers will have only one driver participate in each qualifying session.
  - Driver in Q1 will be the starting driver for R1. Driver in Q2 will be the starting driver for R2.



**Thank you!  
and  
Have a safe weekend...  
Drivers Briefing is  
Saturday at 3:30pm**

