



MAZDA

# MX-5 CUP

PRESENTED BY: **BFGoodrich**  
Tires



# WELCOME

# SERIES CONTACTS

<b>Randy Buck</b>	Race Director	(415) 298-7018
<b>Keith Dalton</b>	Series Manager	(863) 381-1942
<b>Paul Walter</b>	Sporting Regulations	(614) 598-6783
<b>Gayle Burnham</b>	Administration	(386) 235-7800
<b>Cory Posocco</b>	Paddock Logistics	(386) 566-8313
<b>Eric Haverson</b>	Technical	(386) 562-7214
<b>Johnny Knotts</b>	Pit Lane Supervisor	(813) 763-4669
<b>David Pees</b>	Timing & Scoring	(386) 308-8866
<b>Ryan McLean</b>	Medical Liaison	(386) 285-6913
<b>Roy Spielmann</b>	Track Services	(414) 702-0905


# EVENT PROTOCOLS REMINDER

## REVIEW DOCUMENT

- Found on the IMSA Competitors landing page
  - <https://www.imsa.com/competitors/>

## IMPORTANT UPDATES

- Mask wear will not be required at Michelin Raceway Road Atlanta
- Participants are encouraged to review/apply Event Operations Protocols



# EVENT INFORMATION

## Useful resources

### IMSA Competitor Landing Page:

<https://www.imsa.com/competitors/>

- Team Portal
- SR
- Safety Inspection Schedule
- Marketing & Branding Page

IMSA Notice Board: <http://results.imsa.com/>



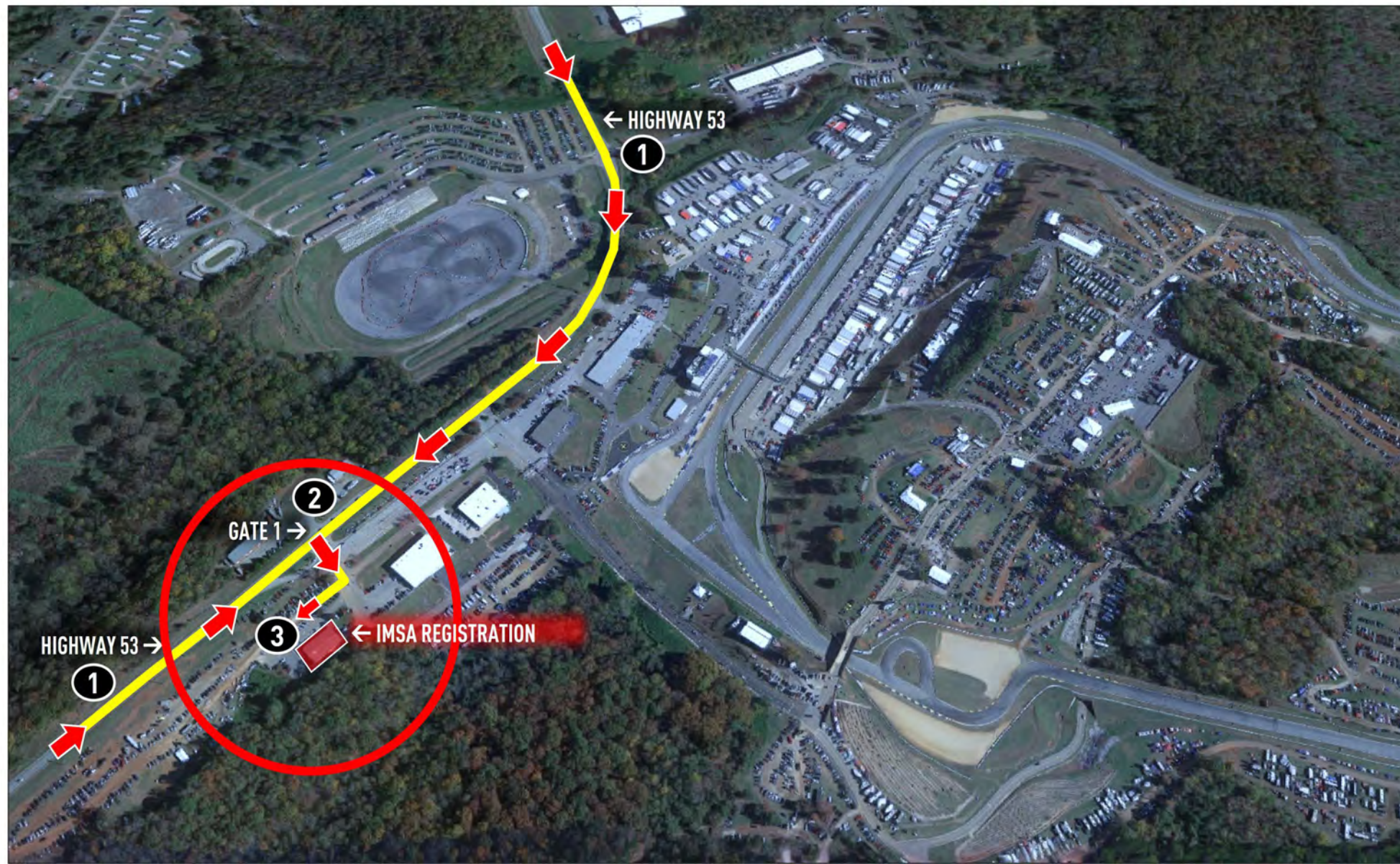
The screenshot shows the IMSA Timing Results website. At the top left is the IMSA logo and the text "TIMING RESULTS". At the top right are links for "NOTICEBOARD" and "LIVE TIMING". Below the header, there are dropdown menus for "SEASON" (set to 2022) and "EVENT" (set to Daytona International Speedway). The main content area is titled "DAYTONA INTERNATIONAL SPEEDWAY, SEASON 2022" and features a list of links for various championship points: "IMSA WEATHERTECH SPORTSCAR CHAMPIONSHIP", "CHAMPIONSHIP POINTS - OFFICIAL PDF", "CHAMPIONSHIP POINTS - PROVISIONAL PDF", "CHAMPIONSHIP POINTS - UNOFFICIAL PDF", "IMEC CHAMPIONSHIP POINTS - OFFICIAL PDF", "IMEC CHAMPIONSHIP POINTS - PROVISIONAL PDF", and "IMEC ROLEX 24 POINTS - OFFICIAL PDF". The background of the website shows a blurred image of a race car.

## Directions

1. Highway 53 to Michelin Raceway Road Atlanta
2. Enter Gate 1 off Highway 53
3. Take immediate right to IMSA Registration parking

## IMSA Registration Hours

- Tue., 9/27  
12:00 PM - 5:00 PM
- Wed., 9/28  
6:00 AM - 5:00 PM
- Thu., 9/29  
7:00 AM - 8:00 PM
- Fri., 9/30  
7:00 AM - 4:00 PM
- Sat., 10/1  
7:00 AM - 3:00 PM



# TO RACE TEAM PARKING – TOWER PADDOCK

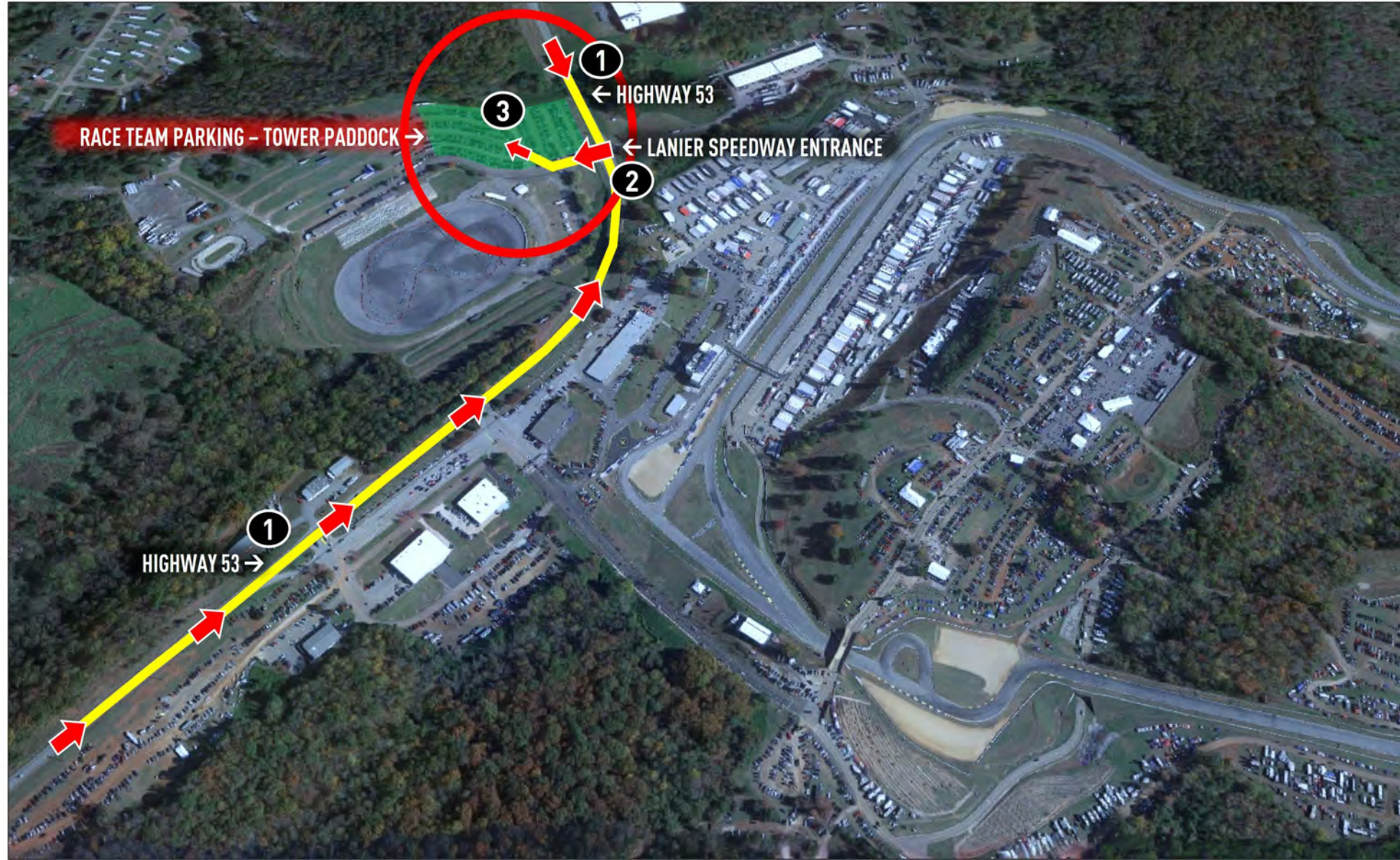


## Directions

1. Highway 53 to Michelin Raceway Road Atlanta
2. Enter Lanier Speedway off Highway 53
3. Proceed to designated race team infield parking areas

## Notes

- IMSA annual parking pass is required (red hang tag)



# 2023 DRIVER COMBINE

The Driver Combine is a one-stop shop for drivers to complete any or ALL 2023 Driver Membership/Annual Credential requirements

- Complete & submit the Driver Application
- Take an ImPACT Test (if yours has expired)
- Complete an annual physical
  - The annual physical is \$100 and must be paid in CASH at the time of the exam
- \$950 Payment for the 2023 Driver Application is not required to participate in Driver Combine (Credentials will not be printed at the Driver Combine if payment is not submitted)

Visit the Driver Portal at [IMSAs.com/COMPETITORS](https://imsa.com/COMPETITORS) to schedule an appointment – **Opening September 13th**

Walk-ins are welcome, appointments are given priority

**FOR ANY QUESTIONS, PLEASE EMAIL ASHLEE RICE: [ARICE@IMSAs.COM](mailto:ARICE@IMSAs.COM)**

## **September 28-30, 2022**

Wednesday, 8:00AM - 5:00PM

Thursday, 8:00AM - 5:00PM

Friday, 8:00AM - 3:00PM

## **LOCATION**

Michelin Raceway Road Atlanta

Administration Classroom

## Notes

- Located inside the track Administration Classroom Building, adjacent to Gate 2 off Highway 53, at Michelin Raceway Road Atlanta





# » TO IMSA DRIVER / TEAM BRIEFINGS

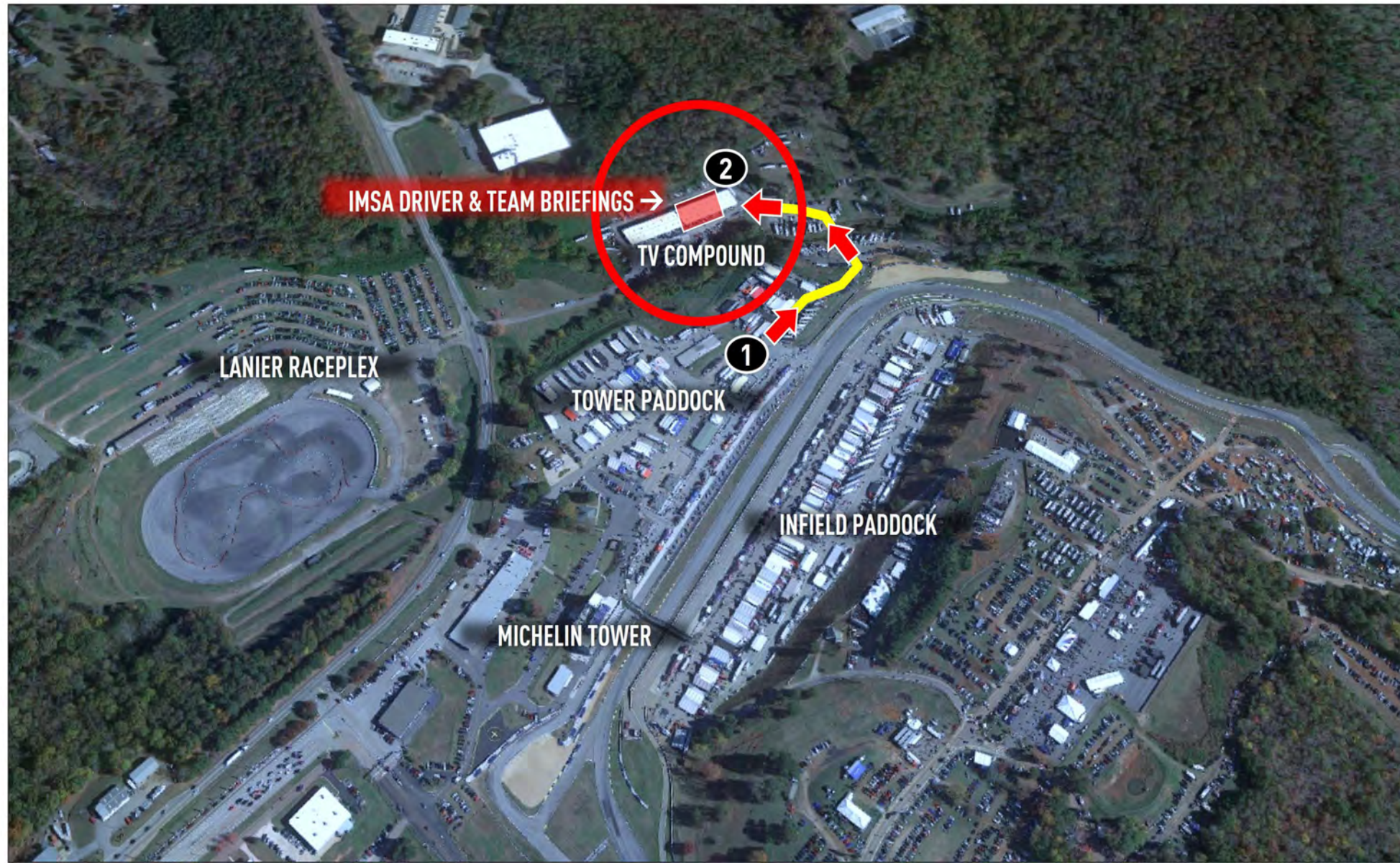


## Directions

1. Proceed through Tower Paddock area towards TV Compound / IMSA Logistics facility
2. Enter IMSA Logistics facility at designated doors

## Notes

- Passenger vehicles are prohibited
- Properly permitted pit vehicles and golf carts are allowed



# » Paddock Locations



## Paddock Locations

- Infield Paddock
  - IMSA Prototype Challenge
  - IMSA WeatherTech Sports Car Championship
- Tower Paddock
  - IMSA Michelin Pilot Challenge
  - Porsche Carrera Cup North America
  - Mazda MX-5 Cup



# TO PIT LANE FROM TOWER Paddock



## Directions

1. Stage at False Grid
2. Enter Pit Lane
3. Proceed down Pit Lane and enter racecourse

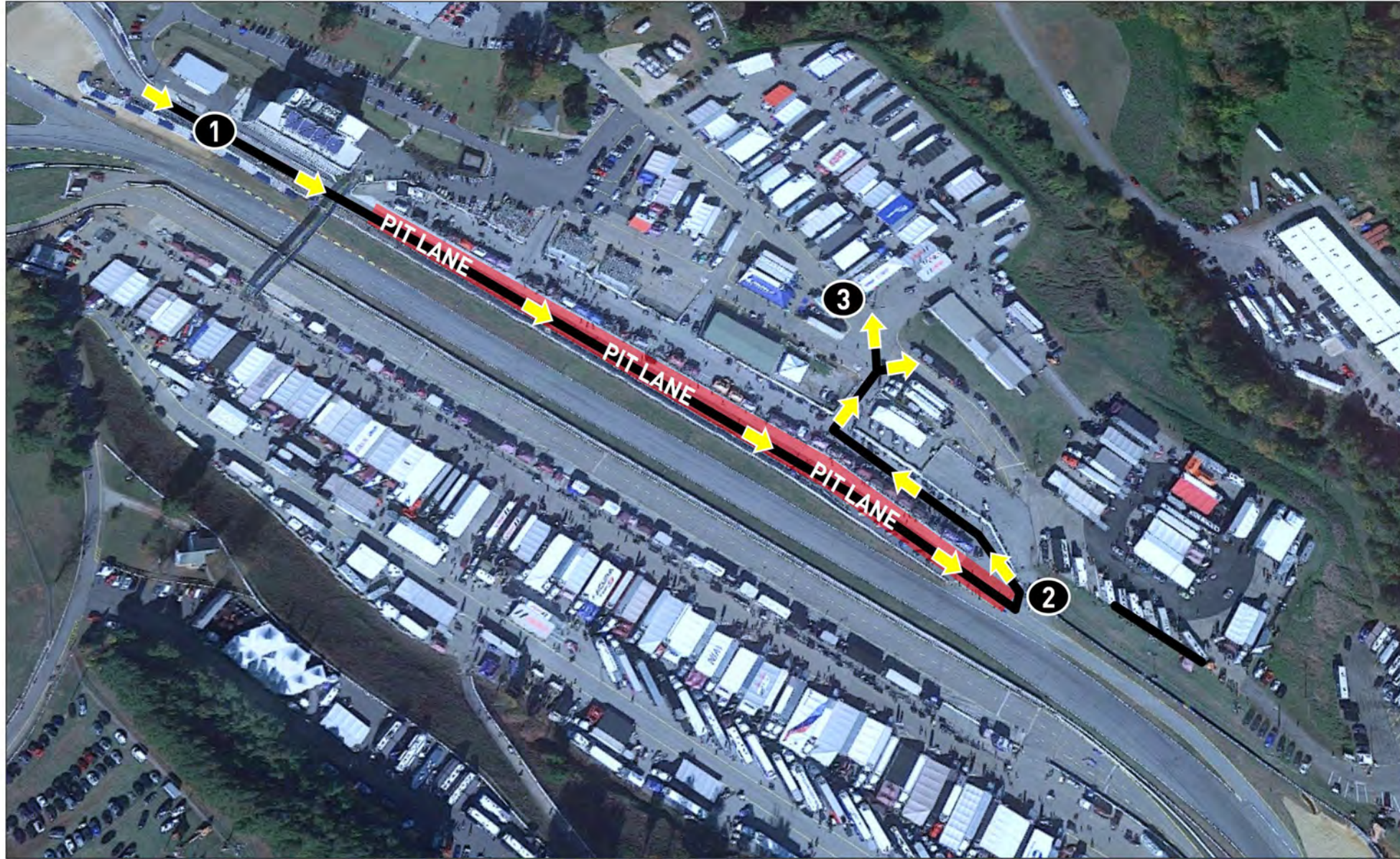


# TO TOWER Paddock FROM PIT LANE



## Directions

1. Enter Pit Lane
2. Exit Pit Lane behind pit wall, driver's left, near pit out
3. Proceed to designated paddock area



# MERG

## During Event uses

- Discontinue participation in Event before Race

## After Qualifying

- Request to change one (1) tire
- Notification of more than one (1) tire change
- Engine Change

## During Race

- Retire from Race

# PIT/GARAGE VEHICLES (SSR 20.3.4)

- Permitted types

- Golf Carts
- Tuggers
- ATVs



- Prohibited types

- Scooters
- EV Cycles/Scooters
- Motorcycles
- Bicycles
- Skateboards
- Rollerblades
- Drones
- Other non-motorized transportation



# IMSA TRACK SERVICES

## IMSA CHASE VEHICLES

- Chase 1
- Chase 2
- Chase 3
- Chase 4



## ON TRACK ASSISTANCE

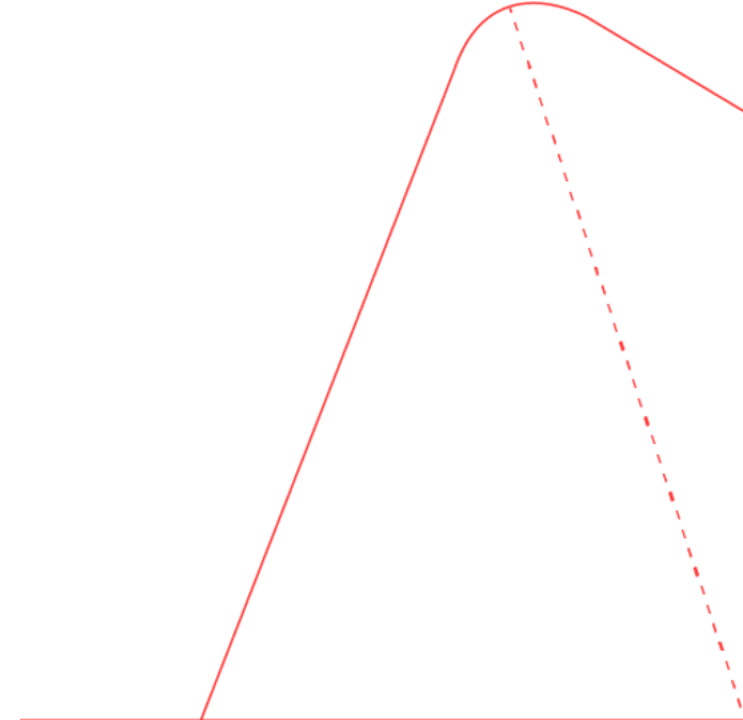
- Communication with Track Services Medic
- Neutral and power shut off
- Follow direction on scene Track Services



# MOTUL PETIT LE MANS MICHELIN RACEWAY ROAD ATLANTA 2022



- L** IMSA DELPHI LIGHT LOCATIONS
- ★** SAFETY EQUIPMENT LOCATIONS
- F** FIRE FIGHTING LOCATIONS
- 🚩** FLAG LOCATIONS
- ORANGE OVERLAPS





# PIT LANE ENTRANCE

- PIT LANE ENTRY DRIVER'S LEFT  
AFTER TURN 11 BRIDGE



# PIT LANE SPEED LIMIT

- PIT LANE SPEED LIMIT BEGINS AT RED PYLONS



# PIT LANE PROTOCOL



# PIT EXIT



# PIT EXIT MERGE

- CARS EXITING THE PIT LANE MUST REMAIN TWO WHEELS TO THE LEFT OF THE MERGE LINE UNTIL IT ENDS
- MERGE SAFELY INTO TURN 1
- RESPECT THE SPEED DIFFERENCE OF THOSE ALREADY ON TRACK



# ORANGE OVERLAPS



# ORANGE OVERLAPS



# PRE-RACE/FORMATION LAP

- Refer to official schedule and MXM for final times and Instructions
- Move to grid on pit lane, echelon formation driver's RIGHT
- ONE (1) formation lap
- Pair up after T9 Flag Station (*no more tire scrubbing*)

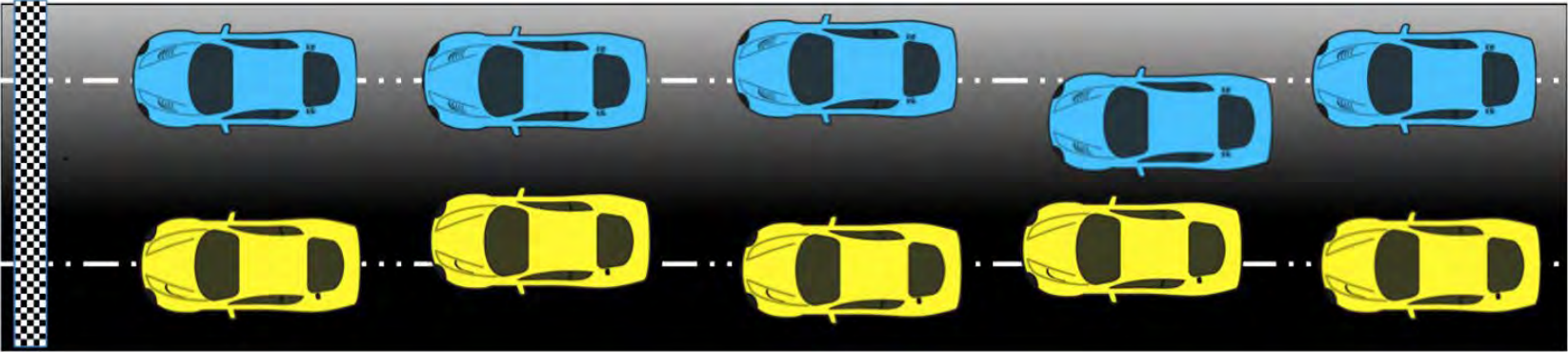


# RACE

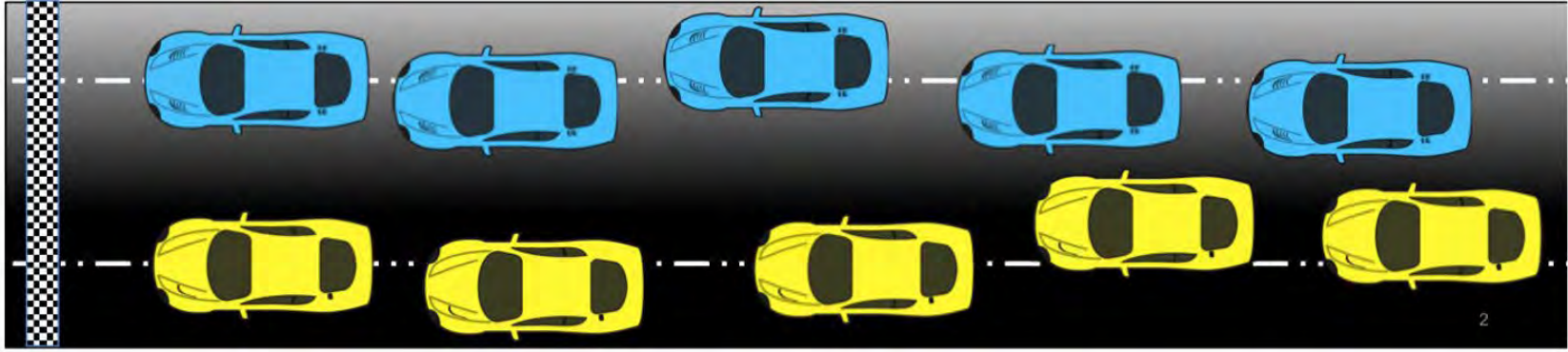
- **ONE (1) FORMATION** lap
- **Stay with Safety Car until Safety Car enters pits**
- **Pack up after T7 / Pair up after T9 Flag Station**
- **Acceleration point (POLESITTER)**
- **Jump/False start Reviews**
  - Gaps
  - Timed/Early Acceleration
  - Out of Line
  - Column Passing -- Passing cars in your column is NOT allowed until across the S/F line
- **Official Race start is FIRST time by**

# PROPER START

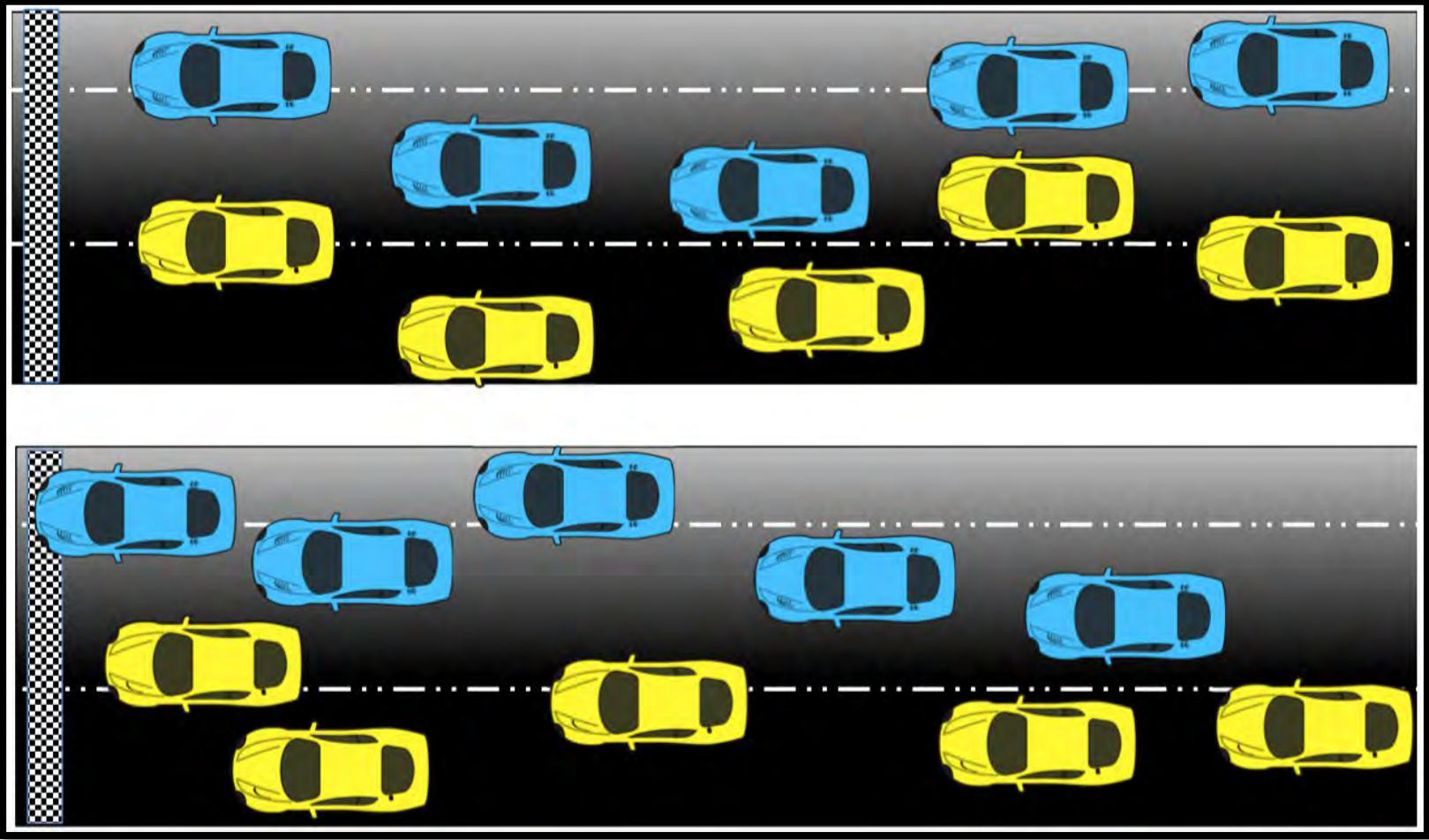
Good Overlaps:



Sloppy:



# IMPROPER START- TO BE REVIEWED



# FULL COURSE YELLOW

- Failure to maintain proper Safety Car speed and correct gaps between Cars, or otherwise initiate manipulative action to gap Cars, is prohibited and subject to penalty.
- Race Control radio, in-car lights, trackside lights, double yellow flags displayed
- Response vehicles may begin to move as soon as FCY is announced
- Leader to Safety Car speed, all Cars pack up – respect the area of incident/Track Services personnel
  - RC instructions regarding track condition over radio
  - SC dispatched from Pit Exit

## RESTART

- Maintain SC speed, let SC get away, *no more tire scrubbing after Turn 9 Flag Station*

## RESTART ACCELERATION ZONE – EXIT OF TURN 10

- Passing on display of green flag

# RESTART ACCELERATION ZONE

RESTART ACCELERATION ZONE IS EXIT  
OF TURN 10

SINGLE FILE RESTART

PASSING IS PERMITTED WHEN THE  
GREEN FLAG IS DISPLAYED



# ON-TRACK CONDUCT

- **LOCAL YELLOW FLAGS (SEE ARTICLE 27)**
  - No passing from point perpendicular to yellow flag to the point perpendicular to the following green flag
- **BLOCKING (SEE ARTICLE 30)**
  - Movement in reaction to the trailing Car
  - Defending increases responsibility
- **CONTACT/INCIDENT RESPONSIBILITY (SEE ARTICLE 30)**
  - Review with Driver Advisor in RC
  - Incidents under review announced by Race Control
- **COEXISTENCE**
  - Maintaining awareness lessens margin for error, regardless of responsibility
- **COMMUNICATE REVIEW REQUESTS TO PIT OFFICIALS**
  - Must provide time of day, location, and description of action to be reviewed

# ON-TRACK REVIEW / EXPECTATIONS

## ROAD ATLANTA TRACK SPECIFICS

- Turn 1 – Side by side
- Turn 7 Braking – late pass attempts
- Turn 10 Braking – late pass attempts



**RACING OPTICS®**

Looking for windshield tear-offs?

Racing Optics, a Proud Partner of IMSA, is the industry leader in multilayer, laminated tear-offs, and is proud to offer their product and installation services to IMSA teams and competitors.

To schedule an install or for more information, please contact:

**Chris Colton**

Racing Optics Applications Engineer

[C.Colton@racingoptics.com](mailto:C.Colton@racingoptics.com)

980-439-6485







# MOBILE RACING LAB

- The Motul Racing Lab is a state-of-the-art mobile laboratory capable of analyzing the lubricants running in your engine
- The Motul Racing Lab can:
  - *Search for metal elements present in the lubricant to detect premature or accelerated engine wear, and thus know if it is necessary to carry out replacement of a part(s)*
  - *Analyze the composition of the lubricant in use to highlight any coolant leaks or fuel dilution that may damage the engine and limit its performance.*
- This free service is offered throughout the Motul Petit Le Mans race weekend to all competitors, regardless of what brand of lubricants they are using
- The Motul Racing Lab will be stationed in the Fan Zone, but Motul Technical reps will have paddock access to collect samples from teams
- The service takes about 15-20 minutes and will be limited to about 20 tests per day
- Please contact a Motul representative if you are interested in participating

## **Joey Cabrera**

National Technical Director

[j.Cabrera@us.motul.com](mailto:j.Cabrera@us.motul.com)

(909) 524-2406

## **Nicolas Demaria**

Technical Product Manager

[N.Demaria@br.motul.com](mailto:N.Demaria@br.motul.com)

(657) 465-8322



 idemitsu  
— MAZDA —  
MX-5 CUP

PRESENTED BY: **BFGoodrich**  
Tires



**THANK YOU**