

LAMBORGHINI SUPER TROFEO SEBRING

TEAM MANAGER MEETING



SQUADRA CORSE

SERIES CONTACTS



Rene Sueltzner	Series Manager	(781) 267-1982
Angelo Dinkov	Series Support	(571) 352-5570
Craig Jamison	Parts Support	(248) 943-7343
Andrew Bosscher	Engineering Support	(586) 709-8812
Rachel Crawford	Hospitality Coordinator	(248) 935-9609
Danny Van Dongen	Hankook Motorsports USA	(305) 809-0356

Todd Snyder	Race Director	(860) 248-9115
Duane Sampson	Director, Single Make	(386) 285-7021
Cory Posocco	Paddock Logistics	(386) 566 8313
Scott Ellison	Technical	(734) 621-9130
Johnny Knotts	Pit Lane Supervisor	(813) 763-4669
Carol Mueller	Administration	(386) 262-8932
David Pees	Timing & Scoring	(386) 308-8866
Ryan McLean	Medical Liaison	(386) 285-6913
Roy Spielmann	Track Services	(414) 702-0905
Robert Bosworth	Safety & Security	(704) 728-8087

IMSA RESOURCES

IMSA COMPETITOR LANDING PAGE:

<https://www.imsa.com/competitors/>

- Team Portal
- Event Information
- Rules & Regulations
- Marketing & Branding Page

IMSA NOTICE BOARD:

<http://results.imsa.com/>

- Driver & TM Briefings
- Entry Lists
- Minute by Minute
- Timing Results
- Penalties

WELCOME TO THE 2023 IMSA COMPETITION LANDING PAGE

FOR ALL IMSA COMPETITOR INFORMATION PLEASE CLICK THE HAMBURGER MENU AT THE TOP LEFT OF THIS PAGE.

The one-stop shop for everything you'll need to get your team on track.

[2023 Driver Portal](#)

[2023 Team Portal](#)

[2023 Season Test Event Information](#)

[Media Center](#)

[IMSA Marketing and Branding Resources](#)

[Race Results](#)

[Event Checklists/Pass-Books](#)

[Special Michelin Fleet Pricing for Commercial/Light Truck Tires and Services - For All IMSA Members - 8 Tires Minimum Purchase](#)

[Special Michelin Discount Program for Passenger Tire - For All IMSA Members](#)

[IMSA Proud Sponsors](#)

LATEST EVENT INFORMATION



Mobil 1 Twelve Hours Of Sebring

Mar 15 to Mar 18

Sebring, FL

Resources:

[Provisional Schedule & SR 1/18/23](#)

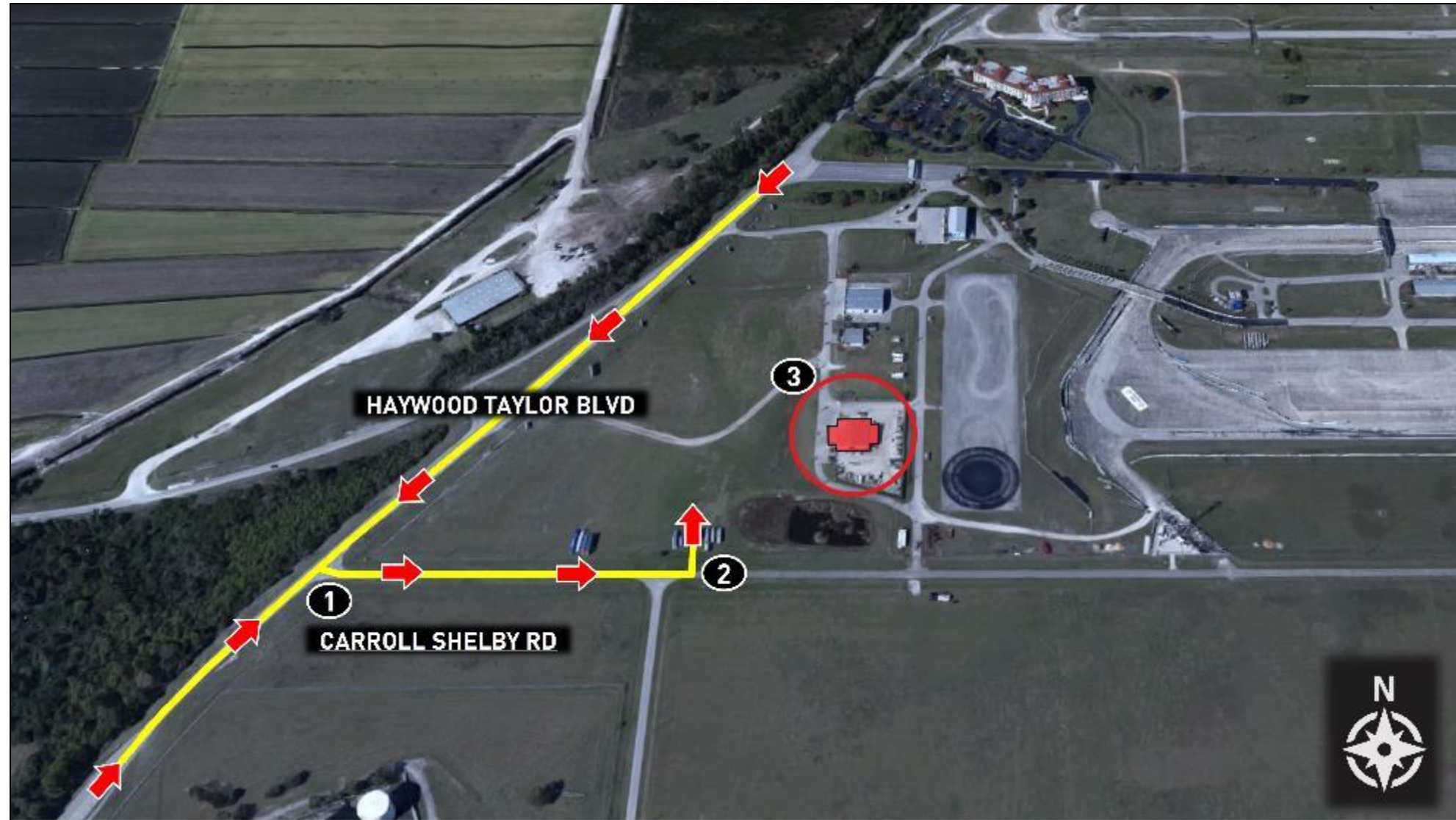
The screenshot shows the IMSA Noticeboard interface. At the top, there's a navigation bar with the IMSA logo and 'NOTICEBOARD' text. On the right side of the bar, there are links for 'TIMING RESULTS' and 'LIVE TIMING'. Below the bar, there's a search area with 'SEASON' and 'EVENT' dropdowns. The main content area displays a list of navigation items under the heading 'ROLEX 24 - DAYTONA INTERNATIONAL SPEEDWAY, SEASON 2023'. The items include: OFFICIAL SCHEDULE - K2, PIT BEEF ASSIGNMENT, TRACK 3 SECTOR MAP, TRACK MAP - K2, DRIVER PHOTOS, DRIVER BRIEFING (IMPC, TWO, MX-5), CHANNEL LIST, ENTRY LIST, and PIRELLI PIRELLI RACE ENTRY LIST (IMPC, TWO, MX-5).

Directions

1. Take Haywood Taylor Blvd to Carroll Shelby Rd
2. Take first left to access road leading to IMSA Registration parking area
3. Follow signage to IMSA Registration (red shaded area)

Notes

- Address: 150 Earwood Blvd, Sebring, FL 33876
- Registration hours are included in the Official IMSA SR/Schedule



EVENT INFORMATION

INFIELD PARKING

- LST Teams receive one (1) infield parking passes per entry – **Red Circle Parking**.
- LST passes valid Wednesday – Friday.
- Available for pickup on Tuesday from IMSA Challenge / Single Make Series Transporter.
 - Any passes not picked up on Tuesday will be available at IMSA Registration on Wednesday.

ULMANN / IMSA COMPETITOR LOT

- 2024 IMSA Annual Credential, Single Event Credential, or 2024 Annual Parking Pass (Hangtag) accepted.
- Walkover gates open prior to and after each day's activity.

1. Take Haywood Taylor Blvd to Carroll Shelby Rd.
2. Turn left off Carroll Shelby Rd entering track via Gate 4
3. Proceed on route crossing over bridge into infield
4. Park in designated Red Circle infield parking areas

Notes

- Red Circle parking pass required for entry
- Valid from Wed, Mar 13 - Sat, Mar 16
- IMSA annual hangtags, credentials, or purple stickers **will not** grant access to Red Circle parking



» TO ULMANN TEAM PARKING



Directions

1. Take Haywood Taylor Blvd to Carroll Shelby Rd
2. Turn left off Carroll Shelby Rd entering track via Gate 5
3. Park in designated Ulmann parking area

Notes

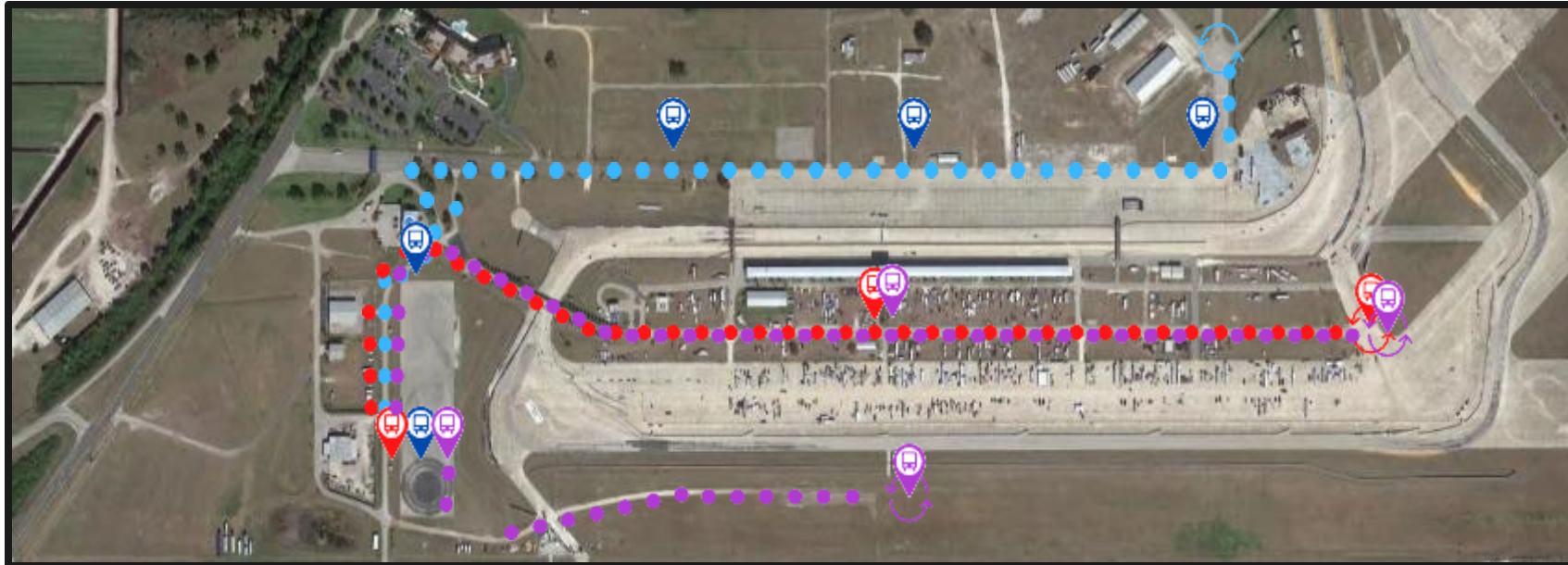
- Valid from Wed, Mar 13 - Sat, Mar 16
- Tram service available from Ulmann to Paddock
- IMSA annual hangtags, credentials, or purple stickers required for entry



SHUTTLE / TRAMS

SHUTTLE / TRAM SCHEDULE:

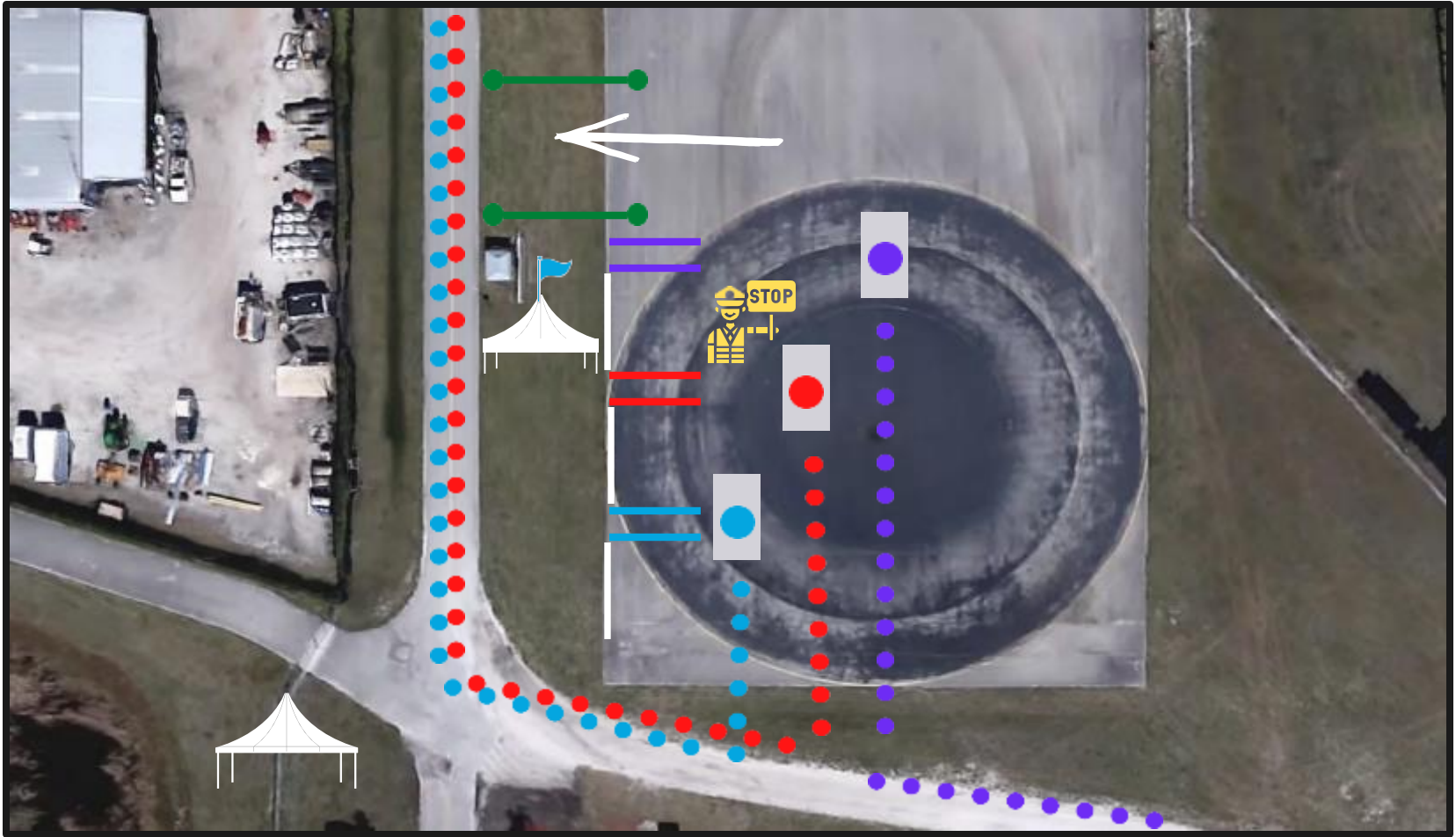
WEDNESDAY, MARCH 13 TH	6:30 AM – 7:00 PM
THURSDAY, MARCH 14 TH	6:30 AM – 11:00 PM
FRIDAY, MARCH 15 TH	6:30 AM – 11:00 PM
SATURDAY, MARCH 16 TH	6:00 AM – 11:00 PM



During morning and evening times, trams go directly from Ulman / IMSA Competitor Lot to the Competitor Paddock.

TRAM CENTRAL STATION

- M** MIDWAY
- P** PADDOCK
- U** ULMANN



EVENT INFORMATION

GOLF CARTS

- **LST Teams are permitted one (1) support vehicles (golf carts) in the paddock area per entered car.**
- Access stickers available from Challenge / Single Make Series Transporter.

PIT VEHICLES

- **LST Teams are permitted one (1) support vehicles (golf carts) in the pit lane area per entry.**
- **Access stickers available from the Challenge / Single Make Series Transporter.**

In addition to IMSA issued passes, SIR waivers and passes required for all golf carts/tuggers operating in the facility can be picked up from the Challenge / Single Make Series Transporter.

IMSA SEVERE WEATHER PLAN

- IMSA continues to use DTN Weather Service with Lightning Detection.
- Notifications will be sent the same as past years:
 - Within 30 miles of the track – an advisory message will be sent for informational purposes.
 - Within 20 miles of the track – a cautionary message will be sent to increase awareness and trigger protective actions for personnel and equipment, as needed.
 - Within 8 miles of the track – a full-stop message will be sent to notify personnel to stop all activities and seek shelter due to potentially dangerous conditions.
 - IMSA will continue to send periodic updates through the messaging service anytime on-track activities are under a “full-stop” warning.
 - When severe weather has moved out of the area, an “all-clear” message will be transmitted.

This year, IMSA will be using an internal messaging service. The advantages for this service are: (1) text messages sent to all credentialed attendees for event and (2) there is no longer a need to provide a recipient list.

PIT LANE LOGISTICS

- All pit boxes are 21 feet.

PIT LANE SUPPORT:

- Located at IMSA Timing Stand on Start/Finish or IMSATIMING@IMSA.COM

PIT LANE SHARING:

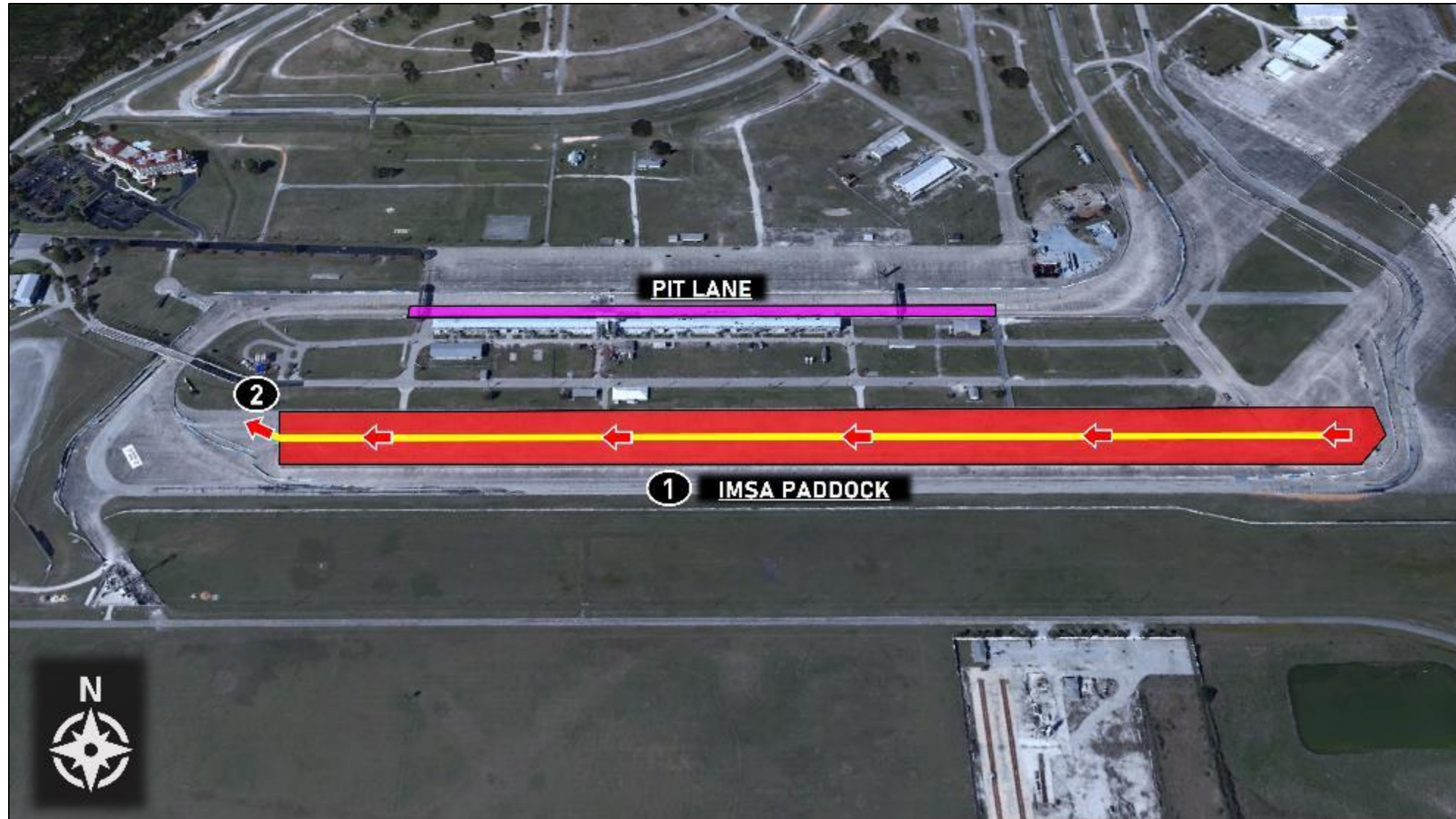
- If a LST team would like to partner with a IWSC team, please send request to dsampson@imsa.com

Directions

1. Exit team space (awning) and proceed west, towards Turn 17
2. Enter false grid

Notes

- Use caution and follow traffic patterns

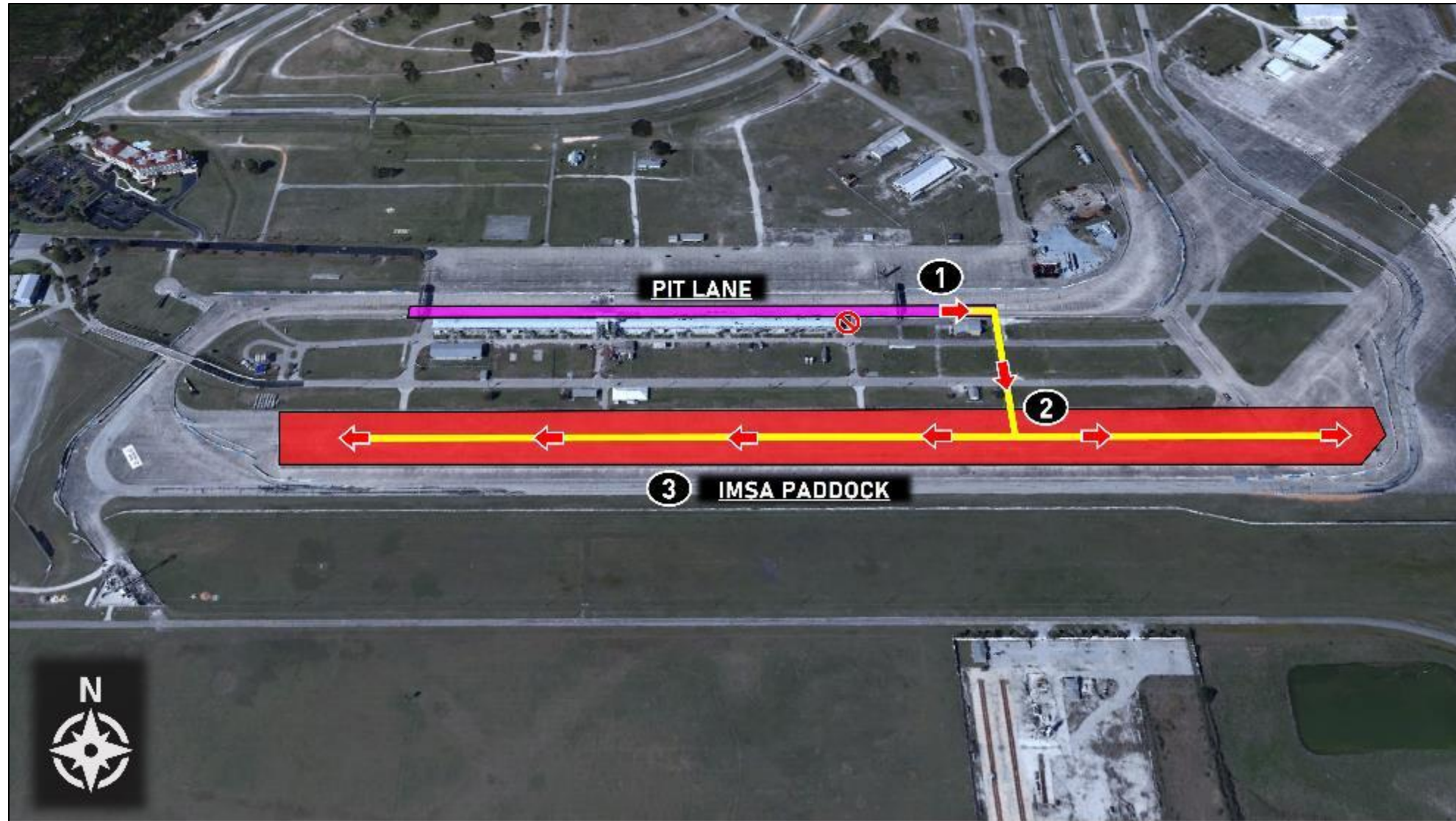


Directions

1. Exit Pit Lane at Care Center and proceed straight into IMSA paddock
2. Keep right in paddock
3. Proceed to team space

Notes

- Use caution and follow traffic patterns
- Pit Lane exit at end of Pit Structure will not be used

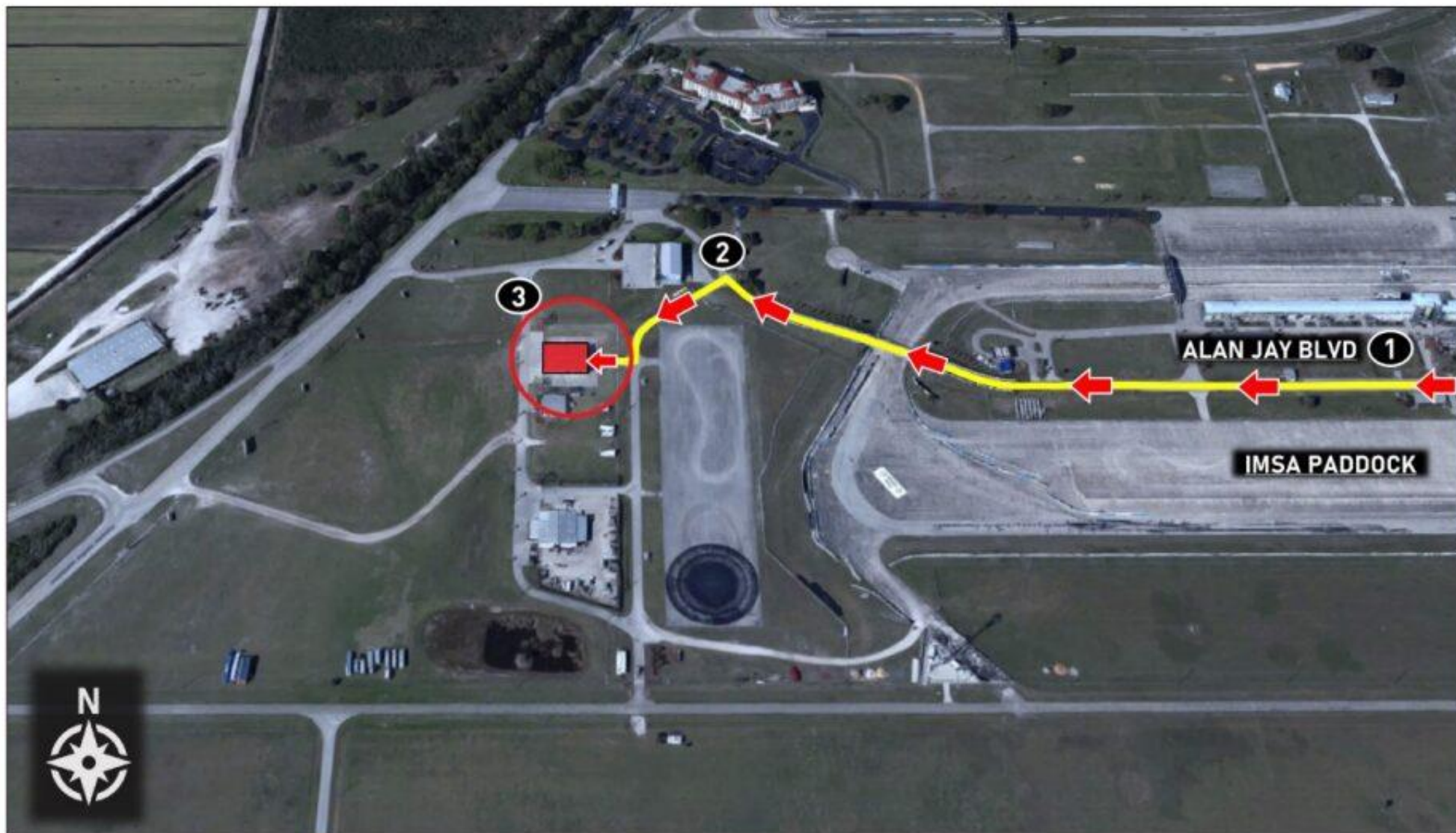


Directions

1. Exit paddocks to Alan Jay Blvd and cross bridge
2. Turn left at Sebring office building and proceed adjacent to skid pad
3. Team/Driver Briefings will be inside the Ariens Demonstration Center

Notes

- Briefing times are included in the Official IMSA SR/Schedule
- Proper credentials required for paddock/infield re-entry



IMSA TRACK SERVICES

IMSA CHASE VEHICLES

- Chase 1
- Chase 2
- Chase 3
- Chase 4

ON-TRACK ASSISTANCE

- Communication with Track Services Medic
- Neutral and power shut off
- Follow direction of on-scene Track Services personnel
- Maintain a safe speed and distance when passing on-track incidents with Track Services team members on the scene

Contact: Roy Spielmann 414.702.0905



» CARE CENTER LOCATION



Notes

- Care Center located adjacent to Pit Lane on Eastern end, closest to Pit Out
- Care Center Hours
 - + Wed 3/13, 8:00 A - 6:00 P
 - + Thr 3/14, 7:30 A - 10:00 P
 - + Fri 3/15, 8:00 A - 9:00 P
 - + Sat 3/16, 7:00 A - 11:00 P



SEBRING TWELVE HOUR FAN FEST IN DOWNTOWN SEBRING

TUESDAY, MARCH 12 | 5:30 PM – 7:30 PM

DRIVER AUTOGRAPH SESSION 6:50 PM

[Downtown Sebring - Circle Park](#)

Interested in participating? It's not too late!
Contact [Emily Nash](#) or [Lucas DeBella](#) for more details

Thank you to those who have committed!



UPCOMING PROMOTIONAL / FAN OPPORTUNITIES

WEATHERTECH RACEWAY LAGUNA SECA

WEDNESDAY, MAY 8 | IMSA STREET PARTY IN SALINAS

WATKINS GLEN INTERNATIONAL

WEDNESDAY, JUNE 19 | IMSA FAN EVENT AT LOCAL KART TRACK

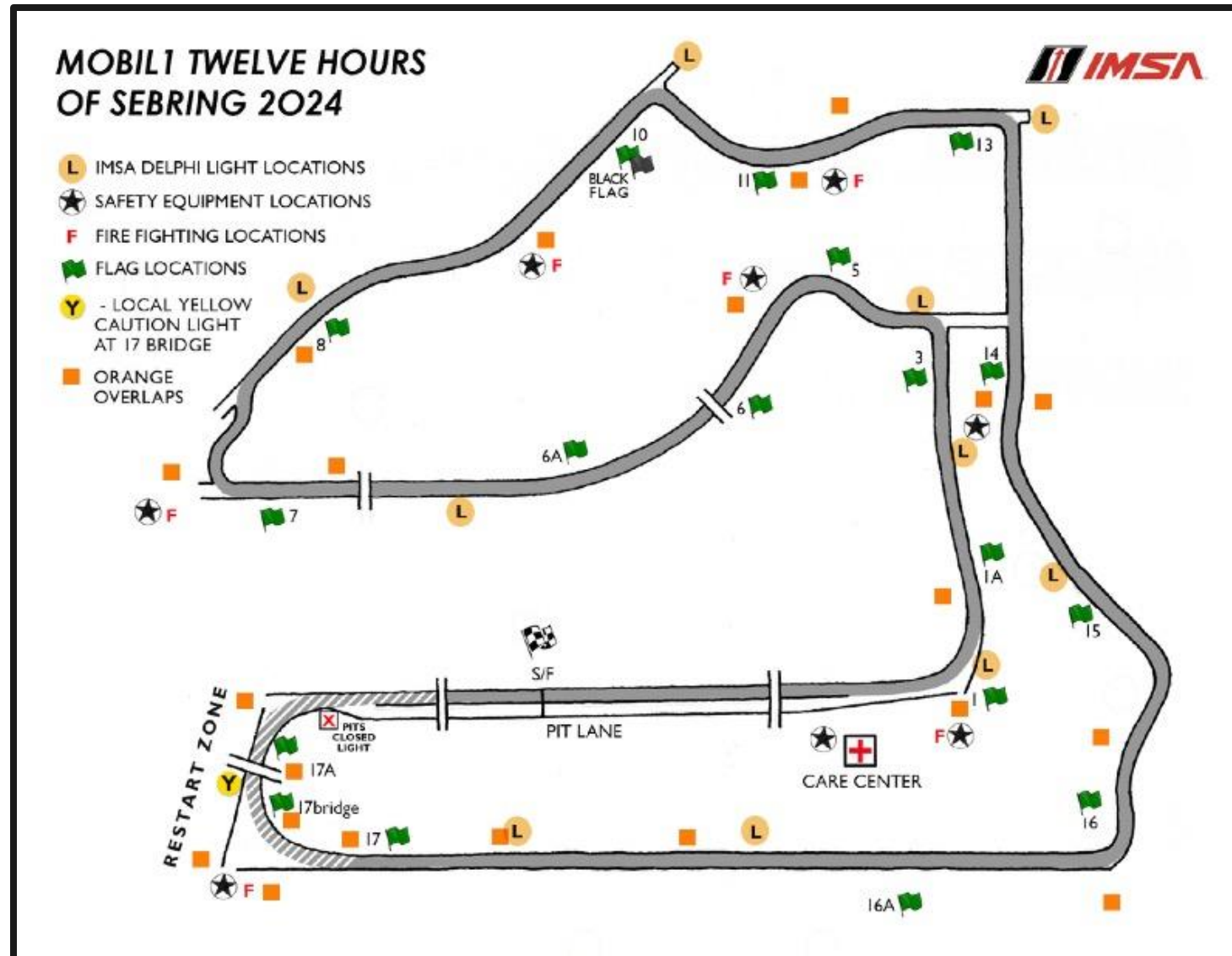
INDIANAPOLIS 6 HOUR

THURSDAY, SEPTEMBER 19 | INDIANAPOLIS STREET FESTIVAL




Interested in participating in one of these events?
Contact [Emily Nash](#) or [Lucas DeBella](#) for more details

OFFICIAL TRACK MAP



PIT LANE SPEED LIMIT

- PIT LANE SPEED LIMIT BEGINS AT RED PYLONS

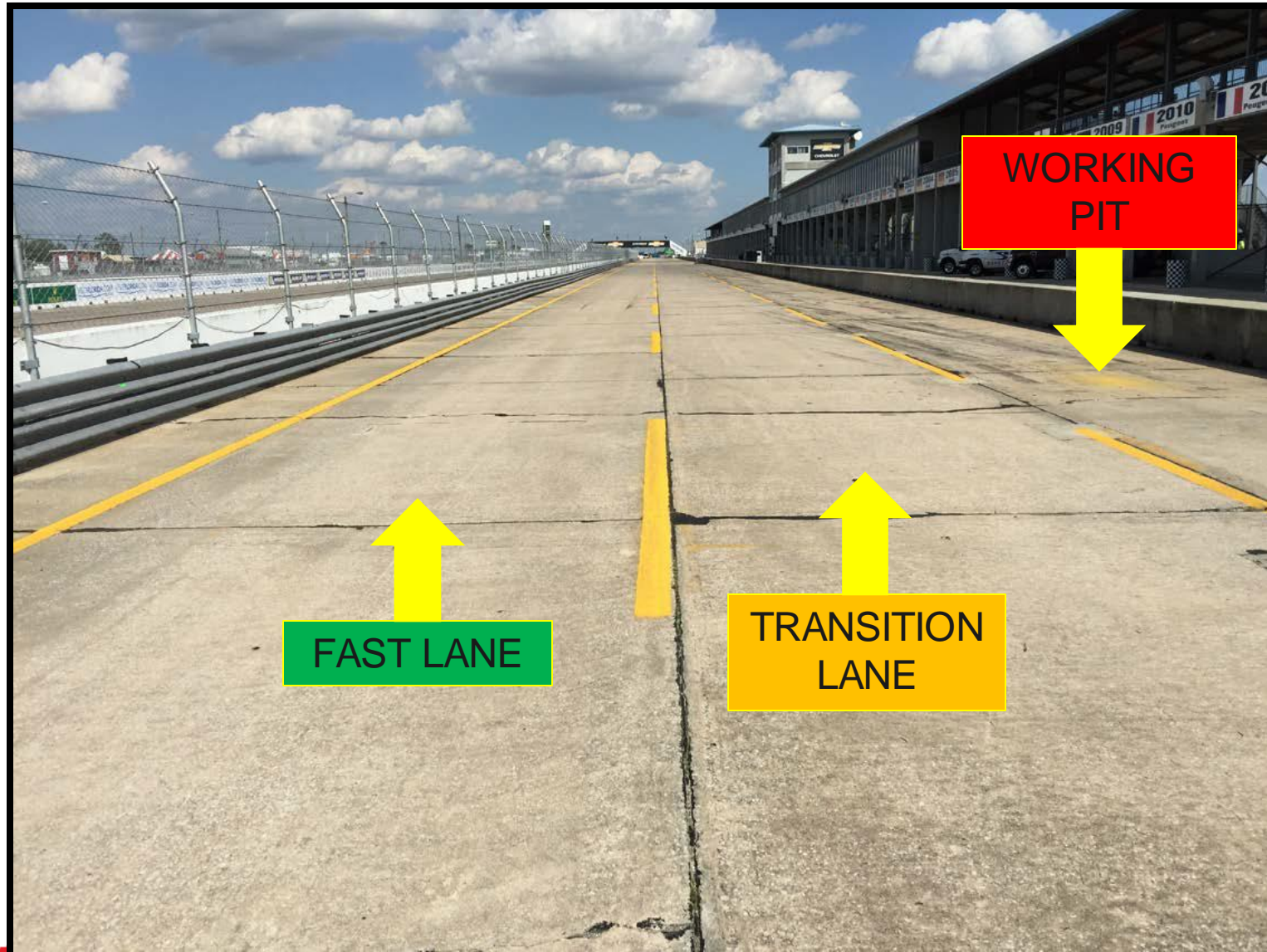


PIT CLOSED REPEATER LIGHT

- POSITIONED ON PIT WALL FOR TEAM MANAGERS



PIT LANE PROTOCOL




PIT EXIT CLOSED

- PIT EXIT CLOSED LIGHT



PIT EXIT / PENALTY BOX

- PIT EXIT / PENALTY BOX



PIT EXIT MERGE

- CARS EXITING THE PIT LANE MUST REMAIN TWO WHEELS TO THE RIGHT OF THE YELLOW MERGE LINE UNTIL IT ENDS
- MERGE SAFELY INTO TURN 1
- RESPECT THE SPEED DIFFERENCE OF THOSE ALREADY ON TRACK



ORANGE OVERLAPS

- OVERLAPS ARE LOCATIONS TO REMOVE DISABLED CARS FROM THE TRACK.
- OVERLAPS ARE MARKED THROUGHOUT THE CIRCUIT AND INDICATED ON THE OFFICIAL TRACK MAP.
- COMPETITORS WITH DISABLED CARS ON TRACK ARE REQUESTED TO USE THE OVERLAPS WHENEVER UNABLE TO CONTINUE TO THE PITS.



ORANGE OVERLAPS



LOCAL YELLOW LIGHT AT TURN 17

- USED TO SIGNIFY A LOCAL YELLOW
- SOLID YELLOW LIGHT
- NOT PART OF THE IMSA YELLOW LIGHT SYSTEM



PIT STOP INFO

Minimum time pit in loop to pit out loop

- Two drivers = 93 Seconds
- Solo driver = 96 Seconds

Pit distance: 21,312 Inches

Driver must change Driver ID plug before leaving pit exit or it will not register. Driver/car may receive a drive through to rectify late Driver ID plug changes.

Driving slower than 60kph in the fast lane may be penalized. Transition lane should be used if less than 60kph to not interfere with Cars in the fast lane.

Thank you!

**Race Briefing is Thursday at
2:00pm**



SQUADRA CORSE

RACE BRIEFING



SQUADRA CORSE

PRE-RACE

REFER TO MxM


START

- One (1) formation lap
- Pack up from T13 to T16, pair up T16 to T17
- Stay with Safety Car until it enters the pits
- Steady speed until green flag displayed
- Must maintain column positions and lanes until crossing the start line
- No changing of column until past S/F line
- Jump/false start reviews
 - Gaps
 - Timed/early acceleration
 - Out of line
 - Column passing
- Official race start is first time by

LST at IMS R1



LST at IMS R2 - IMPROPER



FULL COURSE YELLOW

**Race control radio, in-car lights, trackside lights, double yellow flags displayed
FCY during mandatory Pit Stop Window the PITS are CLOSED**

Safety VEHICLES may begin to move as soon as FCY is ANNOUNCED

Leader to safety car speed, all cars pack up – respect the area of incident/Track Services personnel

- Safety Car dispatches from pit exit
- RC instructions regarding track condition over radio

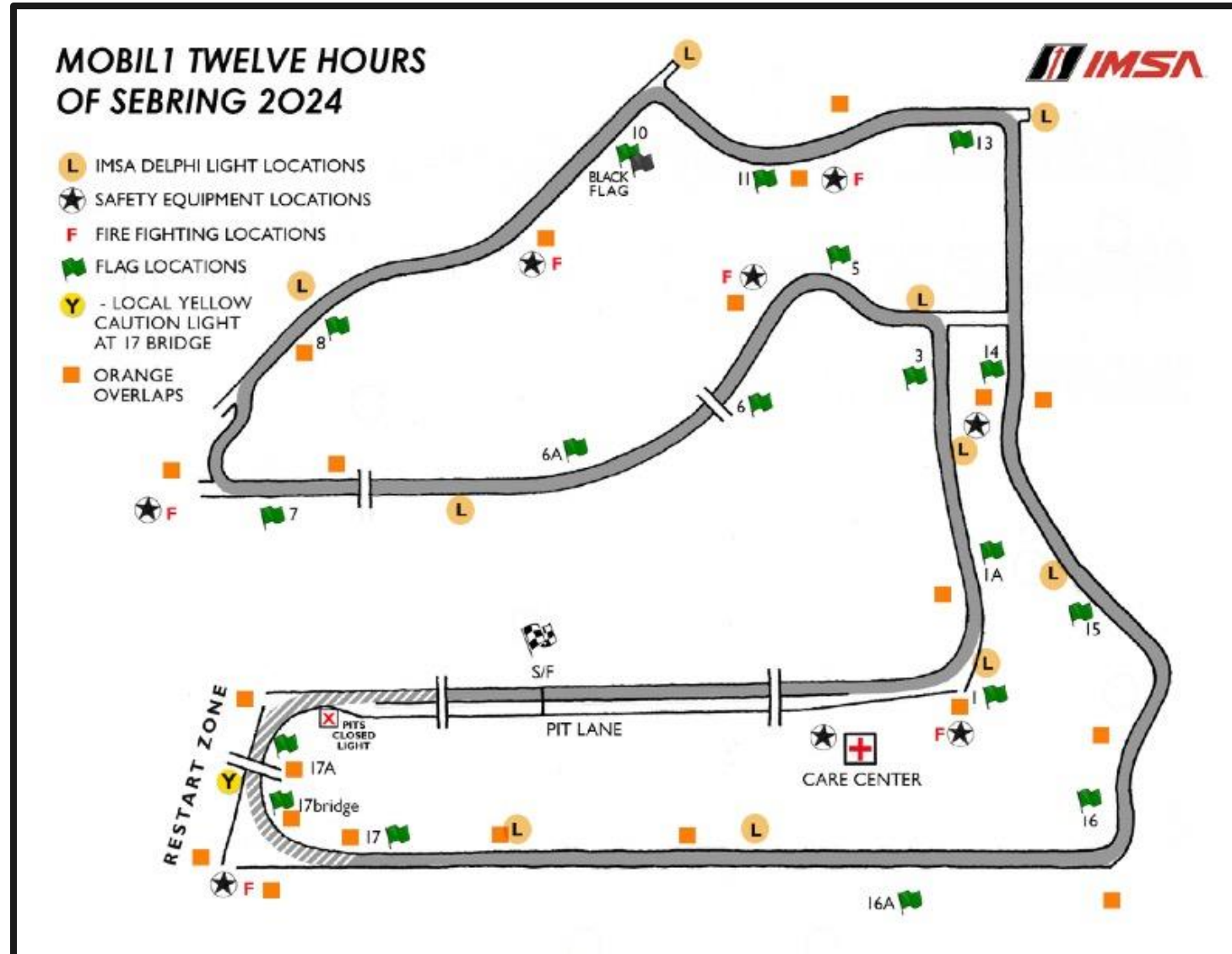
Lights out by turn 16

- Maintain SC speed, let SC get away, *no more tire scrubbing*

Restart Acceleration zone – Turn 17

- Passing can occur at the display of green flag
- Expect restarts to be faster than original start

OFFICIAL TRACK MAP



ON TRACK

- **LOCAL YELLOWS**
 - No passing
 - Slow to a safe speed
- **BLOCKING / DEFENDING INCREASES RESPONSIBILITY**
 - Proactive vs. Reactive
 - Race how you would like to be raced
- **COEXISTENCE – MULTI CLASS RACING**
 - Awareness
 - Coexist
 - Blue Flags / Car being passed be consistent!

PIT STOP INFO

Minimum time pit in loop to pit out loop

- Two drivers = 93 Seconds
- Solo driver = 96 Seconds

Pit distance: 21,312 Inches

Driver must change Driver ID plug before leaving pit exit or it will not register. Driver/car may receive a drive through to rectify late Driver ID plug changes.

Driving slower than 60kph in the fast lane may be penalized. Transition lane should be used if less than 60kph to not interfere with Cars in the fast lane.

ADDITIONAL PENALTIES

- **Race Control may impose larger than D.T. penalties for Incident Responsibility**
 - Stop and Go
 - Stop and Hold
- **Introduction of 10 Second Penalty**
 - The Race Director may apply a 10 second time penalty
 - Potential applications:
 - Jump start
 - PUY after the incident but before green flag
 - Incident responsibility that resulted in no change of position
 - 10 second penalties applied during the Race, are applied as the penalized car crosses Start/Finish at the Checker
 - The 10 second penalty is intended to increase the range of penalty options in sprint races
 - D.T. prior to checker will negate the 10 second penalty if served within 4 laps of announcement

WET WEATHER PROTOCOLS

- RACE STARTS DRY AND GOES WET
 - WE WILL GO FCY AND BRING THE ENTIRE FIELD IN TO CHANGE TO WETS
- IF SESSION / RACE IS DECLARED WET ALL CARS START ON WET TIRES
 - TEAM CHOICE IF OR WHEN TO GO TO DRY TIRES
 - CAN NOT CHANGE TIRES DURING THE MANDATORY PIT STOP WINDOW

SUPER TROFEO NORTH AMERICA

BEST OF LUCK TO ALL!



SQUADRA CORSE